

RAISED ACCESS FLOORS

DEMOUNTABLE PARTITIONS

WOOD CEILINGS & COVERINGS

RAISED ACCESS FLOORS

METAL CEILINGS & COVERINGS

NEXT GENERATION INTERIORS

 **CBI**
EUROPE
HI-TECH INTERIORS



member

The Italian Green Building Council is the Italian association for construction sector companies intent on making buildings more environment friendly, sustainable and capable of supporting living communities. The members of GBC Italy promote environmental, economic and social sustainability through innovation in design, construction and use of buildings. In addition to handling LEED certification activities, GBC Italy also promotes the development of a 'knowledge supply chain' to diffuse new ideas, concepts and tools, and to raise awareness in the area of sustainability.

Le Green Building Council Italia est l'association italienne des principales entreprises qui œuvrent pour transformer le marché du bâtiment vers la durabilité environnementale et pour construire des communautés agréables à vivre. Les membres de GBC Italia désirent promouvoir la responsabilité environnementale, économique et sociale, en innovant la manière de concevoir, de réaliser et d'utiliser les édifices. En plus des activités liées aux processus de certification LEED, ce projet impulse le développement d'une « filière de la connaissance », à la fois pour fournir de nouvelles clés d'interprétation et de nouveaux instruments conceptuels, mais aussi pour créer une sensibilité diffuse autour du thème de la durabilité.

Il Green Building Council Italia è l'associazione italiana dei leader che operano per trasformare il mercato dell'edilizia verso la sostenibilità ambientale e per costruire comunità vivibili. I soci GBC Italia promuovono la responsabilità ambientale, economica e sociale innovando il modo in cui gli edifici sono progettati, realizzati e utilizzati. Oltre alle attività legate alle procedure di certificazione LEED, il progetto vuole favorire lo sviluppo di una 'filiera della conoscenza': per fornire chiavi di interpretazione e strumenti concettuali nuovi, e creare una sensibilità diffusa attorno al tema della sostenibilità.



RAISED ACCESS FLOORS FACTORY FINISHED AND BARE PANELS SYSTEM

A perfect
combination
of technology
and design:
versatile,
functional,
& easy to install.

CBI EUROPE FLOORS SYSTEM

3 RAISED ACCESS FLOORS

9 FACTORY FINISHED PANELS

11 WOODCORE PANELS

13 CALCIUM SULPHATE PANELS

17 BARE PANELS

19 SEMI-ENCAPSULATED STEEL PANELS

21 FULLY STEEL ENCAPSULATED PANELS

23 TONGUE&GROOVE PANELS

SPECIAL PANELS

25 GLASS PANELS

29 RADIANT FLOORS

33 CABLE MANAGEMENT SYSTEM

35 METAL AIR PANEL

36 technical specifications _ spécifications techniques _ specifiche tecniche

38 finishes _ finitions _ finiture

53 panels specification _ description panneaux _ descrizione pannelli

66 STRUCTURES

description structures _ descrizione strutture

76 modularity _ modularité _ modularità

77 panel edge _ bord perimetral _ bordatura pannello

78 accessories _ accessoires _ accessori

80 installation and maintenance _ pose et entretien _ installazione e manutenzione

81 references _ références _ referenze

RAISED ACCESS FLOORS FACTORY FINISHED AND BARE PANELS SYSTEM



FACTORY FINISHED PANELS

WOODCORE PANELS · CALCIUM SULPHATE PANELS _ PAG 9



BARE PANELS GRAVITY LAY · CORNER LOCK · ANGLE LOCK

SEMI-ENCAPSULATED STEEL PANELS · FULLY STEEL ENCAPSULATED PANELS
DOUBLE ALUFOIL PANELS · TONGUE&GROOVE PANELS _ PAG 17



SPECIAL PANELS

GLASS PANELS · RADIANT FLOORS · CABLE MANAGEMENT SYSTEM · METAL AIR SYSTEM _ PAG 25

FACTORY
FINISHED
PANELS

BARE
PANELS

SPECIAL
PANELS



Grameenphone_head office_Bangladesh

woodcore panel > galvanized steel dish 38,5 mm top covering > ceramic tiles



INSPECTABILITY, TECHNOLOGY, AND FREEDOM OF DESIGN.

EN CBI Europe is a leading manufacturer of raised access floors, with an output of over a million square metres a year. CBI Europe's integrated floor systems are 100% made in Italy. Twenty five years of development and the experience gained from installations in 70 different countries around the world ensure that CBI Europe's raised floor systems solve all the problems normally caused by incompatibility between architectural restrictions and the perpetual changes demanded by evolving technology. CBI Europe's floors also create environments with a high level of sustainability and livability.

Where _ new-build and refurbished offices, banks, operations centres, control rooms, hospitals, homes and public buildings.

How _ using easy access, inspectable panel structures to create high-tech raised floors in a wide range of types and finishes.

Why _ CBI Europe's integrated floor systems are versatile, high-tech, sustainable, easy to install and inspect, and the perfect solution for all types of structural and design requirements.

| inspectabilité, technologie, liberté conceptuelle.

FR 100% made in Italy: ce sont des systèmes intégrés pour planchers techniques surélevés de CBI Europe, une entreprise leader avec une production de plus de 1 000 000 de m² par an. Élaborés en 25 ans d'expérience et de comparaison avec les concepteurs et réalisés dans 70 pays du monde, les planchers techniques des systèmes CBI Europe résolvent avec succès toutes les problématiques liées à l'incompatibilité entre les musts structurels et les métamorphoses continues imposées par l'évolution technologique. Avec un égard particulier à l'écologiquement durable et à la qualité de vie des espaces réalisés.

Où _ réalisations ou restructurations de bureaux, banques, centrales et salles de contrôle, hôpitaux, habitations résidentielles et locaux publics.

Comment _ avec des structures surélevées technologiquement de pointe et des panneaux accessibles et inspectables dans différentes typologies et finitions.

Pourquoi _ polyfonctionnel, technologique, écologiquement durable, facile à installer et accessible à tout moment, le système intégré Floors est la bonne réponse à n'importe quelle exigence de réalisation et de conception.

| ispezionabilità, tecnologia, libertà progettuale.

IT 100% made in Italy: sono i sistemi integrati per pavimenti tecnici sopraelevati di CBI Europe, azienda leader con una produzione di oltre 1.000.000 di m² ogni anno. Elaborati in 25 anni d'esperienza e confronto con progettisti e realizzazioni in 70 paesi nel mondo, i pavimenti tecnici dei sistemi CBI Europe risolvono con successo tutte le problematiche legate all'incompatibilità tra must strutturali e le continue metamorfosi imposte dall'evoluzione tecnologica. Con particolare attenzione all'ecosostenibilità ed alla vivibilità degli ambienti realizzati.

Dove _ realizzazioni o ristrutturazioni di uffici, banche, centrali di controllo, sale quadri, ospedali, abitazioni residenziali e locali pubblici.

Come _ con strutture sopraelevate tecnologicamente avanzate e pannelli accessibili ed ispezionabili in varie tipologie e finiture.

Perché _ versatile, tecnologico, ecosostenibile, facile da installare ed accessibile in qualsiasi momento, il sistema integrato Floors è la giusta risposta per ogni tipo di esigenza realizzativa e progettuale.

PERFECT STYLING

EN CBI Europe's **Raised Access Floors** use wood agglomerate or calcium sulphate panels obtained from recyclable raw materials and manufactured in certified and constantly monitored processes to guarantee the highest standards of quality and safety. CBI Europe floor panels are available fully finished and ready to install or bare, for covering after installation. They can be used in all types of floor, and effectively reduce building delivery times while improving the inspectability of underfloor systems and the integration of advanced climate control systems.

le projet parfait.

FR Les systèmes **Raised Access Floors** by CBI Europe sont réalisés avec des panneaux en aggloméré de bois ou en sulfate de calcium obtenus de matières premières recyclables et avec des procédures certifiées et de suivi, garantissant des standards de qualité et de sécurité toujours élevés.

Les panneaux - avec finition et prêts à installer ou à revêtir après la pose - peuvent être utilisés dans n'importe quel type de réalisation, en permettant d'accélérer les délais de livraison des édifices, l'inspectabilité des installations et l'intégration avec des systèmes de climatisation de pointe.

il progetto perfetto.

IT I sistemi **Raised Access Floors** by CBI Europe sono realizzati con pannelli in conglomerato ligneo o in solfato di calcio ottenuti da materie prime riciclabili e con procedure certificate e monitorate, a garanzia di standard qualitativi e di sicurezza sempre elevati.

I pannelli - con finitura e pronti da installare o da rivestire dopo la posa - possono essere utilizzati in ogni tipo di realizzazione, consentendo di velocizzare i tempi di consegna degli edifici, l'ispezionabilità degli impianti, l'integrazione con sistemi avanzati di climatizzazione.



**100% ITALIAN TECHNOLOGY AND PRODUCTION
TECHNOLOGIES ET PRODUCTION 100% MADE IN ITALY
TECNOLOGIE E PRODUZIONE 100% MADE IN ITALY**



CBI Europe's raised access floor systems let you create floors with 100% or **access-panel inspectability**, giving easy access to water pipes and electrical cables and permitting easy reconfiguration of rooms.

Les systèmes Raised Access Floors by CBI Europe permettent de réaliser des planchers surélevés avec un **espace inspectable à 100%** ou par le biais d'une trappe de visite : simplicité d'accès aux installations hydrauliques, électriques et de câblage, ainsi que de reconfiguration d'usage des espaces.

Con i sistemi Raised Access Floors by CBI Europe si realizzano pavimenti sopraelevati con **intercapedine ispezionabile** al 100% o tramite botola: semplice l'accesso agli impianti idraulici, elettrici e di cablaggio e la riconfigurazione d'uso degli ambienti.

SECURITY, CERTIFIED

EN CBI Europe's raised access floors successfully passed **fire resistance tests** required for obtaining **REI 30 certification**. Tests are conducted on the structural stability (R), the fire resistance (E) and thermal insulation (I), confirming the ability of the panels to maintain their functionality under conditions of heat and the presence of flames and without producing or giving off vapours or hot gases on the side not facing the fire. We've had excellent results, which ensure the highest standards of safety while creating public or work environments.


EN 13501-2 / UNI EN 1366-6

la sécurité certifiée.

FR Planchers surélevés CBI l'Europe passent avec succès les **tests de résistance au feu** requis afin d'obtenir la **certification REI 30**. Les essais sont effectués sur la stabilité structurelle (R), la résistance au feu (E) et l'isolation thermique (I), confirmant ainsi la capacité des panneaux à maintenir leur fonctionnalité dans des conditions de stress thermique et la présence de la flamme et ceci sans produire ou laisse échapper des vapeurs ou de gaz chauds sur le côté face au feu d'excellents résultats, qui assurent les plus hauts standards de sécurité dans la réalisation d'environnements public ou de travail.

la sicurezza, certificata.

IT I pavimenti sopraelevati CBI Europe superano con successo le **prove di resistenza al fuoco** necessarie per l'ottenimento della **certificazione REI 30**. I test hanno riguardato la stabilità strutturale (R), la tenuta alla fiamma (E) e l'isolamento termico (I), confermando la capacità dei pannelli CBI Europe di mantenere la propria funzionalità in condizioni di stress termico e presenza di fiamme e senza produrre o lasciar passare vapori o gas caldi sul lato non esposto al fuoco. Risultati eccellenti, che garantiscono altissimi standard di sicurezza nella creazione di ambienti pubblici o di lavoro.



REI 30



FIRE RESISTANCE OF CBI EUROPE'S RAISED ACCESS FLOORS _ RÉSISTANCE AU FEU DES PLANCHERS SURÉLEVÉS CBI EUROPE _ RESISTENZA AL FUOCO PAVIMENTI SOPRAELEVATI CBI EUROPE



FULLY STEEL ENCAPSULATED PANEL 30 MM - 23 MM CALCIUM SULPHATE _ SULFATE DE CALCIUM _ SOLFATO DI CALCIO	> RESISTENZA: 62' < REI 30R
FULLY STEEL ENCAPSULATED PANEL 30 MM - 23 MM WOODCORE _ AGGLOMERÉ DE BOIS _ CONGLOMERATO LIGNEO	REI 30R
DOUBLE ALUFOIL PANELS 34 MM CALCIUM SULPHATE _ SULFATE DE CALCIUM _ SOLFATO DI CALCIO	REI 30
DOUBLE ALUFOIL PANELS 38 MM WOODCORE _ AGGLOMERÉ DE BOIS _ CONGLOMERATO LIGNEO	REI 30

TEST ESEGUITI PRESSO L'ISTITUTO CSI DI BOLLATE MILANO, IN CONFORMITÀ ALLA NORMATIVA EN 13501-2 / UNI EN 1366-6, SPECIFICA PER L'OTTENIMENTO DELLA CERTIFICAZIONE REI.

TESTS PERFORMED AT THE CSI INSTITUTE IN BOLLATE MILANO, IN ACCORDANCE WITH EN 13501-2 / EN 1366-6, SPECIFIC FOR OBTAINING REI CERTIFICATION.

LES TESTS EFFECTUÉS À L'INSTITUT CSI BOLLATE MILANO, CONFORMÉMENT À LA NORME EN 13501-2 / EN 1366-6, SPÉCIFIQUE POUR L'OBTENTION DE LA CERTIFICATION REI.



▲ woodcore panel > alufoil backing 38 mm top covering > solid wood parquet > doussié





▲ woodcore panel › alufoil backing 38 mm › top covering ceramic tiles: architecture



100% inspectable
100% inspectable
100% ispezionabile

FACTORY FINISHED PANELS

aesthetics and functionality.

EN CBI Europe's **Factory Finished** floors offer a choice of ceramic, marble, granite, wood, bamboo, glass, laminate, rubber or linoleum surfaces. All finishes are fully accessible and inspectable, and all ready for installation.

CBI Europe's factory finished floors come in a wide range of materials and finishes to satisfy all possible technical and decorative need. All stages in the CBI Europe production process, from design to installation, are **100% Italian** to guarantee quality and reliably short delivery times.

esthétique et fonctionnalité.

FR Céramique, marbre, granit, bois, bambou, verre, laminés, caoutchouc, linoléum: les panneaux **Floors Factory Finished by CBI Europe**, tous accessibles et inspectables, sont prêts à l'installation. Ils mettent à la disposition de n'importe quelle exigence technique et esthétique une très vaste gamme de matériaux et de finitions. La filière productive de CBI Europe, **100% made in Italy** depuis la conception au chantier, garantit la qualité et des délais de livraison rapides et sûrs.

estetica & funzionalità.

IT Ceramica, marmo, granito, legno, bambú, vetro, laminati, gomma, linoleum: i pannelli **Factory Finished by CBI Europe**, tutti accessibili ed ispezionabili, sono pronti per essere installati e mettono a disposizione di ogni possibile esigenza tecnica ed estetica un'ampissima gamma di materiali e finiture. La filiera produttiva CBI Europe, **100% made in Italy** dalla progettazione al cantiere, garantisce qualità e tempi di consegna rapidi e certi.

finishes_finitions_finiture › pag 38

-  **ceramic tiles**
grès émaillé
gres porcellanato
-  **natural marble**
marbre
marmo naturale
-  **natural granite**
granite
granito naturale
-  **natural wood block**
parquet naturel
parquet naturale
-  **bamboo**
bambou
bambú
-  **glass**
verre
vetro
-  **HPL / PVC laminated**
laminé HPL / PVC
laminato HPL / PVC
-  **rubber / linoleum**
caoutchouc / linoléum
gomma / linoleum



woodcore panels
panneaux en aggloméré de bois
pannelli in conglomerato ligneo

calcium sulphate panels
panneaux en sulfate de calcium
pannelli in solfato di calcio

 = 60 x 60 cm

FACTORY FINISHED PANELS

BARE PANELS

SPECIAL PANELS

technical specifications



▲ woodcore panel > alufoil backing 38 mm top covering > antistatic HPL > 1636 iroko

▲ GRAVITY LAY



100% inspectable
100% inspectable
100% ispezionabile

WOODCORE PANELS


EN CBI Europe's woodcore panels incorporate a **large percentage of recyclable material** to improve the installation's LEED rating. CBI Europe's woodcore panels combine fire and humidity resistance with light weight for low transport costs and easy handling on site.

panneaux en aggloméré de bois.

FR Les panneaux en aggloméré de bois CBI Europe sont réalisés avec un **haut pourcentage de matériau recyclable**, qui contribue à l'obtention de crédits Leed. Ils allient résistance au feu et à l'humidité et légèreté du panneau, en facilitant leur déplacement à l'intérieur du chantier, tout en optimisant les coûts de transport.

pannelli in conglomerato ligneo.

IT I pannelli in conglomerato ligneo CBI Europe sono realizzati impiegando un **alta percentuale di materiale riciclabile**, che consente di concorrere all'ottenimento di punteggio Leed. Uniscono alla **resistenza al fuoco e all'umidità**, la leggerezza del pannello, che facilita la movimentazione all'interno dei cantieri e ottimizza i costi di trasporto.



WOODCORE PANELS

panneaux en aggloméré de bois
pannelli in conglomerato ligneo

THE EUROCLASS FIRE
RESISTANCE CLASSIFICATION SYSTEM
SYSTÈME DE CLASSEMENT EN RÉACTION
AU FEU EUROCLASS

SISTEMA DI CLASSIFICAZIONE
ANTINCENDIO EUROCLASS

BFL-s1-F30

Lavazza head offices_Torino_Italy
woodcore panel > alufoil backing 38 mm
top covering > linoleum

DOWNLOAD

specifications_cahier de charge_voci di capitolato
floors/factory finished/woodcore panels
www.cbi-europe.com



FACTORY
FINISHED PANELS

BARE
PANELS

SPECIAL
PANELS

technical
specifications




▲ calcium sulphate panel > alufoil backing 36 mm top covering > antistatic PVC > 108 medium grey

▲ GRAVITY LAY



100% inspectable
100% inspectable
100% ispezionabile

CALCIUM SULPHATE PANELS



EN Produced from **100% recyclable materials** (water, recycled paper and gypsum), CBI Europe's calcium sulphate panels make a major contribution to LEED ratings. Their above average density to weight ratio also allows them to resist high traffic. These panels are particularly easy to handle and can be cut to shape on site. Their structural characteristics ensure excellent resistance to fire and humidity as well as an extended working life.

panneaux en sulfate de calcium.

FR Produits avec **100% de matière première recyclable** (eau, papier de récupération et plâtre), les panneaux permettent de contribuer à l'obtention de crédits Leed. Leur rapport densité/poids supérieur à la moyenne détermine la forte réduction de l'impact au piétinement. Hauts niveaux de maniabilité sur le chantier lors de la coupe et du déplacement. Leurs caractéristiques structurelles les rendent hautement résistants au feu et à l'humidité, tout en leur conférant une excellente durabilité.

pannelli in solfato di calcio.

IT Prodotti con il **100% di materia prima riciclabile** (acqua, carta di recupero e gesso), i pannelli consentono di concorrere all'ottenimento di punteggio Leed. Il rapporto densità/peso superiore alla media determina la forte riduzione dell'impatto al calpestio. Alti anche i livelli di lavorabilità in cantiere, nelle fasi di taglio e di movimentazione. Le caratteristiche strutturali ne decretano la massima resistenza al fuoco, all'umidità e l'ottima durabilità.

CALCIUM SULPHATE PANELS
panneaux en sulfate de calcium
pannelli in solfato di calcio

**THE EUROCLASS FIRE
RESISTANCE CLASSIFICATION SYSTEM**
**SYSTÈME DE CLASSEMENT EN RÉACTION
AU FEU EUROCLASS**


**SISTEMA DI CLASSIFICAZIONE
ANTINCENDIO EUROCLASS**

A1-F30

Oleificio Rocchi, Lucca_Italy
calcium sulphate panels 34 mm › top covering
› ceramic tiles › metallica

DOWNLOAD

specifications_cahier de charge_voci di capitolato
floors/factory finished/calcium sulphate panels
www.cbi-europe.com



FACTORY
FINISHED PANELS

BARE
PANELS

SPECIAL
PANELS

technical
specifications



▲
woodcore panel › alufoil backing 38 mm › top covering ceramic tiles: architecture





Sipopo Congress Center_Malabo_Equatorial Guinea

calcium sulphate panel > fully steel encapsulated 31 mm > carpet lay-loose tiles

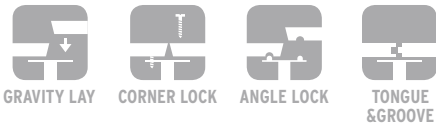


100% inspectable
100% inspectable
100% ispezionabile

BARE PANELS
GRAVITY LAY
CORNER LOCK
ANGLE LOCK
TONGUE&GROOVE

BARE PANELS

limitless practicality.



EN CBI Europe's Bare Panels in wood agglomerate and calcium sulphate are available in fully steel encapsulated, alufoil backing, double alufoil and tongue&groove versions (calcium sulphate panels only). They permit direct or access-panel inspection of the under-floor plenum, and are ideal for use in buildings that have to be fully homologated prior to delivery to the customer and prior to finalisation of the room layout. All CBI Europe's bare panel floors can be **covered after installation** using any type of commercially available floor covering.

pratique sans limites.

FR Les Bare Panels CBI Europe, en aggloméré de bois ou en sulfate de calcium, sont disponibles complètement encapsulés en acier, avec feuille d'aluminium double ou simple et - seulement pour ceux en sulfate - avec système tongue&groove. Ils permettent d'accéder au plénum directement ou à travers une trappe de visite, et ils représentent la solution idéale pour les édifices à livrer au client déjà homologués, avant de définir leur destination finale: en effet, chaque typologie de panneau peut être **revêtue après la pose**, en choisissant une des finitions disponibles sur le marché.

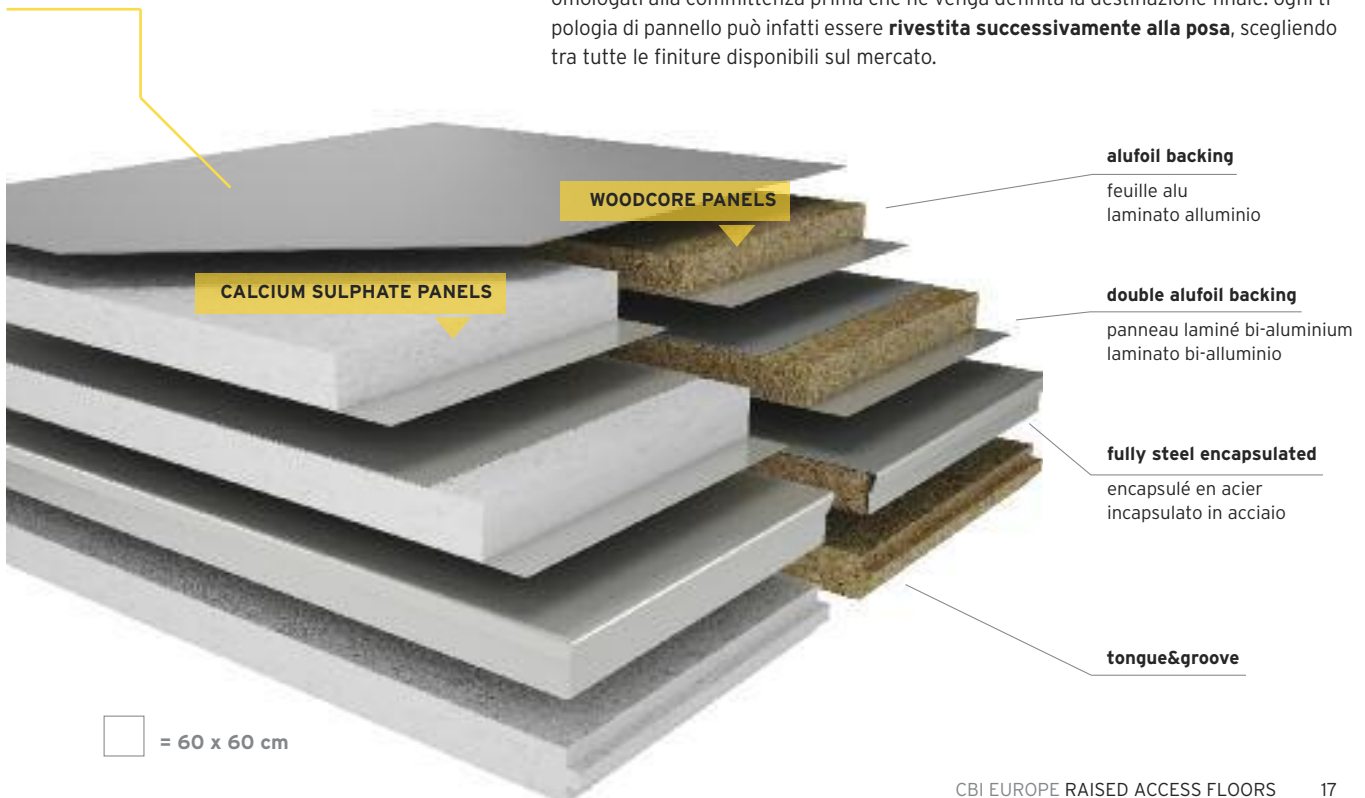
praticità senza limiti.

IT I Bare Panels CBI Europe, in conglomerato ligneo o solfato di calcio, sono disponibili completamente incapsulati in acciaio, con doppia o singola laminatura di alluminio e - solo in solfato - con sistema tongue&groove. Consentono di accedere al plenum direttamente o tramite botola, e sono la soluzione ideale per gli edifici da consegnare omologati alla committenza prima che ne venga definita la destinazione finale: ogni tipologia di pannello può infatti essere **rivestita successivamente alla posa**, scegliendo tra tutte le finiture disponibili sul mercato.

After installation, floors can be covered with any type of material including moquette, rubber, linoleum, etc..

Après la pose, les surfaces pavées peuvent être revêtues de n'importe quel type de finition disponible : moquette, caoutchouc, linoléum, etc.

Dopo la posa, le superfici pavimentate si possono rivestire con ogni tipo di finitura disponibile: moquette, gomma, linoleum etc.



FACTORY FINISHED PANELS

BARE PANELS

SPECIAL PANELS

technical specifications

calcium sulphate panel



woodcore panel



calcium sulphate panels > semi-encapsulated steel panels 28 mm

GRAVITY LAY



100% inspectable
100% inspectable
100% ispezionabile

BARE PANELS
GRAVITY LAY

SEMI-ENCAPSULATED STEEL PANELS



WOODCORE PANELS

panneaux en aggloméré de bois
pannelli in conglomerato ligneo



CALCIUM SULPHATE PANELS

panneaux en sulfate de calcium
pannelli in solfato di calcio

EN CBI Europe's **Semi-encapsulated steel panels**: high density panels made with conglomerated chipboard or calcium, coated all the way up to the upper edge, with 0.5 mm of galvanised steel. They are designed to combine the reduced thickness of 28 mm (therefore optimising transport and handling during construction), with a high load bearing resistance of the floor itself.

100% inspectable, they are assembled exclusively with materials from CBI Europe's sustainable supply chain and LEED points are given in buildings where they are used.

panneaux semi-encapsulées en acier.

FR **Semi-encapsulated steel panels** de CBI Europe: ce sont des panneaux de haute densité conglomérat en bois ou de sulfate de calcium, revêtus jusqu'au bord supérieur d'acier galvanisé de 0,5 mm, ils sont conçus pour accompagner l'épaisseur réduite (28 mm) - par conséquent l'optimisation du transport et de la manutention en construction - haute résistance aux contraintes sur les planchers réalisés.

Inspection à 100%, ils sont assemblés exclusivement avec des matériaux de la chaîne d'approvisionnement durable CBI Europe et des points LEED donnés dans les constructions où ils sont utilisés.

pannelli semi-incapsulati in acciaio.

IT **Semi-encapsulated steel panels** di CBI Europe: pannelli ad alta densità in conglomerato ligneo o solfato di calcio, rivestito fino al bordo superiore in acciaio zincato 0.5 mm, sono progettati per combinare lo spessore ridotto (28 mm) - quindi ottimizzazione di trasporti e movimentazioni in cantiere - all'alta resistenza alle sollecitazioni da carico dei pavimenti realizzati. Ispezionabili al 100%, vengono assemblati esclusivamente con materiali provenienti dalla filiera sostenibile CBI Europe, con attribuzione di punti LEED nelle costruzioni dove vengono impiegati.

CBI Europe has designed and installed the world's first completely automated production line for fully steel encapsulated panels.

The line has an annual output of 500,000 m².

CBI Europe a conçu et mis en œuvre dans ses établissements, la première ligne au monde totalement automatisée de production de panneaux encapsulés en acier, avec une capacité productive de 500 000 m² annuels.

CBI Europe ha progettato e messo in opera nei propri stabilimenti la prima linea al mondo totalmente automatizzata per la produzione di pannelli incapsulati in acciaio, con una capacità produttiva di 500.000 m² annui.




FACTORY
FINISHED PANELS

BARE
PANELS

SPECIAL
PANELS

technical
specifications

calcium sulphate panel



woodcore panel



woodcore panel > fully steel encapsulated 29 mm

CBI FLOOR SYSTEM



100% inspectable
100% inspectable
100% ispezionabile

BARE PANELS
GRAVITY LAY
CORNER LOCK
ANGLE LOCK

FULLY STEEL ENCAPSULATED PANELS



GRAVITY LAY



CORNER LOCK

WOODCORE PANELS

panneaux en aggloméré de bois
pannelli in conglomerato ligneo



GRAVITY LAY



CORNER LOCK



ANGLE LOCK

CALCIUM SULPHATE PANELS

panneaux en sulfate de calcium
pannelli in solfato di calcio

EN CBI Europe's **Fully Steel Encapsulated Panels** have a wood agglomerate or calcium sulphate core and are completely encased in 0.5 mm galvanised steel sheet for maximum load and humidity resistance and electrical conductivity. Their reduced thickness (31 mm) means a lower finished floor height while their light weight minimises transport costs and facilitates handling and movement on site.

panneaux encapsulé en acier.

FR Avec une âme en bois aggloméré ou en sulfate de calcium complètement revêtu d'acier zingué de 0,5 mm, les **Fully Steel Encapsulated Panels** de CBI Europe allient une **résistance élevée** aux charges et à l'humidité et la plus haute conductibilité électrique. Leur **épaisseur réduite** (31 mm), qui entraîne un plus faible encombrement de la hauteur totale du plan fini, alliée à la légèreté du panneau, facilitent le déplacement sur le chantier et l'optimisation des frais de transport.

pannelli incapsulati in acciaio.

IT Con un'anima in conglomerato ligneo o solfato di calcio completamente rivestita in acciaio zincato 0.5 mm, i **Fully Steel Encapsulated Panels** CBI Europe uniscono **elevata resistenza** ai carichi e all'umidità alla massima conducibilità elettrica. Lo **spessore ridotto** (31 mm), con conseguente minore occupazione dell'altezza totale del piano finito, e la leggerezza del pannello facilitano la movimentazione in cantiere e l'ottimizzazione delle spese di trasporto.




Consulco_Nicosia_Cyprus **fully steel encapsulated panel**
calcium sulphate 30,5 mm › top covering: carpet lay-loose tiles

FACTORY
FINISHED PANELS

BARE
PANELS

SPECIAL
PANELS

technical
specifications



Future Television_Beirut_Lebanon



tonque&groove panel > 34 mm top covering > carpet



100% inspected with manhole
 Inspectés à 100% avec bouche
 100% ispezionabile con botola

BARE PANELS TONGUE&GROOVE

TONGUE&GROOVE PANELS



EN CBI Europe's high density calcium sulphate or woodcore **tongue&groove panels** are the perfect choice for refurbished and new-build glue-free floors. Used instead of conventional floor slabs, they offer various benefits, **including inspectability of the underfloor plenum**, and quick and easy installation thanks to tongue and groove joints. On average 50% lighter than concrete floor coverings, these panels reduce total load on the building structure and facilitate transport and workability on site. They are extremely resistant to fire and humidity and can be used with any type of finish.

panneaux tongue&groove.

FR Les panneaux en sulfate de calcium ou aggloméré de bois haute densité **tongue&groove by CBI Europe** se prêtent parfaitement aux ouvrages de rénovation ou aux nouvelles constructions avec des systèmes à sec. **Ils remplacent la chape traditionnelle et allient l'avantage de l'inspectabilité** du compartiment technique par le biais de trappes de visite et la vitesse d'installation, grâce à l'accrochage mâle/femelle. En moyenne de 50% plus légers que les chapes en béton, ils comportent une plus faible charge globale sur les structures du bâtiment, en facilitant aussi bien le transport que leur maniabilité sur le chantier. Extrêmement résistants à l'humidité et au feu, on peut leur appliquer tous les types de finitions existantes.

After installation, CBI Europe's tongue&groove floors can be covered with all traditional types of material, including ceramic tiles, wood blocks, moquette, linoleum etc..

Après la pose, le panneau tongue&groove peut recevoir l'application de tous les matériaux de finition traditionnels, tels que le grès, le parquet, la moquette, le linoléum etc.

Successivamente alla posa, sul pannello tongue&groove si possono applicare tutti materiali di finitura tradizionali, come gres, parquet, moquette, linoleum etc.

pannelli tongue&groove.

IT I pannelli in solfato di calcio o conglomerato ligneo ad alta densità **tongue &groove by CBI Europe** si prestano perfettamente per opere di ristrutturazione o per nuove costruzioni con sistemi a secco. **Sostituiscono il massetto tradizionale**, unendo il vantaggio dell'ispezionabilità del vano tecnico tramite botole alla velocità di installazione, grazie all'aggancio maschio/femmina. Mediamente più leggeri del 50% rispetto alle coperture in calcestruzzo, comportano un **minor carico complessivo sulle strutture del fabbricato**, agevolando sia il trasporto che la lavorabilità in cantiere. Estremamente resistenti all'umidità e al fuoco, vi si possono applicare tutti i tipi di finiture esistenti.

specification_description_descrizioni › pag 64

 = 60 x 60 cm

woodcore panels
 panneaux en aggloméré de bois
 pannelli in conglomerato ligneo



calcium sulphate panels
 panneaux en sulfate de calcium
 pannelli in solfato di calcio



tongue&groove joint
 façonnage tongue&groove
 maschio/femmina tongue&groove




FACTORY
 FINISHED PANELS

BARE
 PANELS

SPECIAL
 PANELS

technical
 specifications



Museum of Genocide Victims_Lithuania

GLASS PANEL



100% inspectable
100% inspectable
100% ispezionabile

GLASS PANELS



EN CBI Europe's glass panels are ideal for use as decorative elements in installations requiring a **particularly striking floor surface**, and in the fitting out of exhibitions and museums. They consist of two sheets of laminated glass separated by a sheet of PVB that ensures perfect adhesion and great toughness and elasticity.

panneaux en verre.

FR Les panneaux en verre CBI Europe sont employés comme éléments décoratifs dans tous les cas où on désire mettre en **valeur l'aspect esthétique des surfaces pavées** et dans l'installation d'expositions et de musées. Ils se composent de deux plaques de verre feuilleté unies par une feuille en PVB parfaitement adhérente, qui exalte leur robustesse et leur élasticité.


pannelli in vetro.

IT I pannelli in vetro CBI Europe sono impiegati come elementi decorativi in tutti i casi in cui si voglia **esaltare l'aspetto estetico** delle superfici pavimentate, e nell'allestimento di esposizioni e musei. Sono composti da due lastre di vetro stratificato unite da un foglio in PVB, che vi aderisce perfettamente esaltandone tenacia ed elasticità.

Load and stress testing guarantees conformity to the strictest international standards.

Des tests de charge et de stress assurent leur conformité aux plus hauts standards requis par les normes internationales.

Prove di carico e stress test assicurano la conformità ai più elevati standard richiesti dalle normative internazionali.



CBI Europe's laminated glass panels are subjected to rigorous technical testing in CBI Europe's own research labs to ensure excellent performance in all types of application.

Les panneaux en verre feuilleté sont constamment soumis à des contrôles techniques minutieux dans l'atelier de R&S CBI Europe, pour leur garantir une parfaite performance quel que soit leur emplacement.


I pannelli in vetro stratificato vengono costantemente sottoposti ad accurati controlli tecnici nel laboratorio R&S CBI Europe, per garantire la perfetta performance in ogni tipo di collocazione.

[specifications_cahier de charge_voci di capitolato floors/factory finished/glass panels www.cbi-europe.com](#)



▲ calcium sulphate panel > galvanized steel dish 30,5 mm top covering > recomposed stone

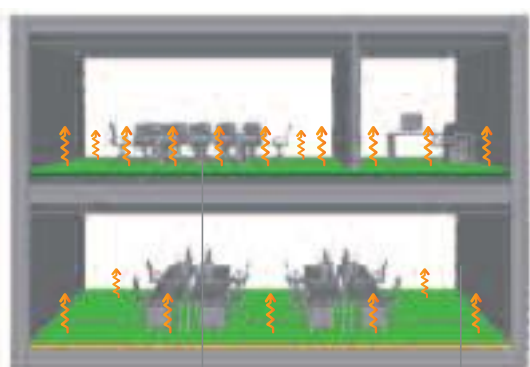




▲
The-Floor : < 22°C / 26°C >

RADIANT FLOORS

invisible comfort
from high-tech systems.



Tongue&groove radiant
Tongue&groove radiant
Tongue&groove radiante

The-Floor
Radiant floor
Plancher radiant
Pavimento radiante

EN CBI Europe's radiant floors are designed on the principle of low thermal inertia, and combine energy saving with excellent comfort in both heating and cooling applications. Flexible and versatile, **they integrate perfectly with raised floors, panelled walls and false ceilings**, and work perfectly with all CBI Europe air conditioning products.

Radiant panel and UFAD systems can be combined to maximise integration between primary air treatment and dehumidification systems and summertime cooling systems. Superb comfort is ensured by a combination of technical and aesthetic elements that blend together so well that it is almost impossible to tell the difference between them.

confort invisible
à haut contenu technologique.

FR Les planchers radiants Floors by CBI Europe sont conçus selon un principe de basse inertie thermique, qui associe l'économie d'énergie et un confort de haut niveau, aussi bien pour le chauffage que pour le rafraîchissement. Flexibles et polyvalents, **ils s'intègrent parfaitement avec les planchers surélevés, les revêtements de parois et les faux plafonds**, ainsi qu'avec tous les autres produits d'Air Conditioning.

L'association du système radiant et des systèmes UFAD permet une intégration ultérieure de l'installation par le traitement de l'air primaire, la déshumidification et une partie de la charge thermique d'été.

Les éléments technologiques et esthétiques s'harmonisent entre eux au grand avantage du confort, au point de rendre pratiquement impossible la distinction entre la valeur thermique et la valeur architecturale.

comfort invisibile
ad alto contenuto tecnologico.

IT I pavimenti radianti Floors by CBI Europe sono progettati secondo un principio di bassa inerzia termica, che unisce risparmio energetico ad un elevato livello di comfort, sia per il riscaldamento che per il raffreddamento. Flessibili e versatili, **si integrano perfettamente con pavimenti sopraelevati, rivestimenti a parete e controsoffitti**, oltre che con tutti gli altri prodotti Air Conditioning.

L'associazione dei radianti con i sistemi UFAD consente un'ulteriore integrazione impiantistica con il trattamento dell'aria primaria, la deumidificazione e parte del carico termico estivo.

Gli elementi tecnologici ed estetici si armonizzano tra loro a tutto vantaggio del comfort, al punto da rendere impercettibile la distinzione tra valenza termica ed architettonica.

[DOWNLOAD](#)
 specifications_cahier de charge_voci di capitolato
 clima system
www.cbi-europe.com



RADIANT FLOORS

EN CBI Europe's radiant floors offer all the benefits of raised flooring combined with a superbly comfortable microclimate, energy saving, and reduced environmental impact.

The heat transfer fluid that flows through the panels provides draught-free radiant heating or cooling and ensures far more uniform temperature and humidity and therefore a far higher level of wellbeing than can be achieved by conventional systems.

plancher radiant.

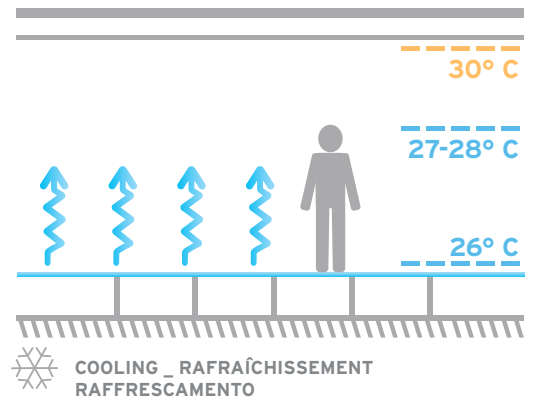
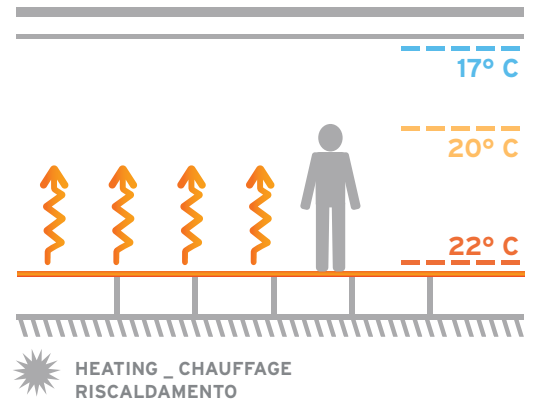
FR Les avantages d'un plancher surélevé alliés au confort d'un microclimat haut de gamme, à faible impact énergétique et environnemental.



À travers le fluide vecteur intégré dans chaque brique, le chauffage et le refroidissement ont lieu par rayonnement, sans mouvement d'air, avec des résultats de température et d'humidité plus uniformes par rapport aux systèmes traditionnels, et un plus grand bien-être pour l'utilisateur.

pavimento radiante.

IT Molti i vantaggi di un pavimento sopraelevato uniti al comfort di microclima di fascia alta, a ridotto impatto energetico-ambientale.

Attraverso il fluido vettore integrato all'interno di ogni singola mattonella, riscaldamento e raffreddamento avvengono per irraggiamento, senza movimento d'aria, con risultati di temperatura ed umidità più uniformi rispetto ai sistemi tradizionali, ed un maggior benessere per l'utente.



description_descrizione			
AIRRAD001	Radiant floor kit _ Kit radiante pavimento	kW/m ² 75	45

diffusion plate
plaque de diffusion
piastra di diffusione

raised access floor
plancher surélevé
pavimento sopraelevato

 = 60 x 60 cm

equalisation plate
plaque d'égalisation
piastra di equalizzazione

high density polystyrene insulation
isolant en polystyrène haute densité
isolante in polistirene ad alta densità

PEX pipe with EVOH barrier
tube PEX avec barrière EVOH
tubo PEX con barriera EVOH



TONGUE&GROOVE RADIANT



EN Each **tongue&groove Radiant** panel has its own independent radiating element. A high level of performance is guaranteed by perfect contact between the panel and the radiating element. The heat transfer fluid that flows through the panels provides draught-free radiant heating or cooling and ensures far more uniform temperature and humidity and therefore a **far higher level of wellbeing than can be achieved by conventional systems.**

Extremely low heat stratification and low thermal inertia also contribute to cutting system running costs.

tongue&groove radiant.

FR La section radiante, indépendante pour chaque panneau **tongue&groove Radiant**, assure un contact parfait entre la brique et le radiant, avec de hauts niveaux de performance. Le fluide vecteur est intégré dans le panneau.

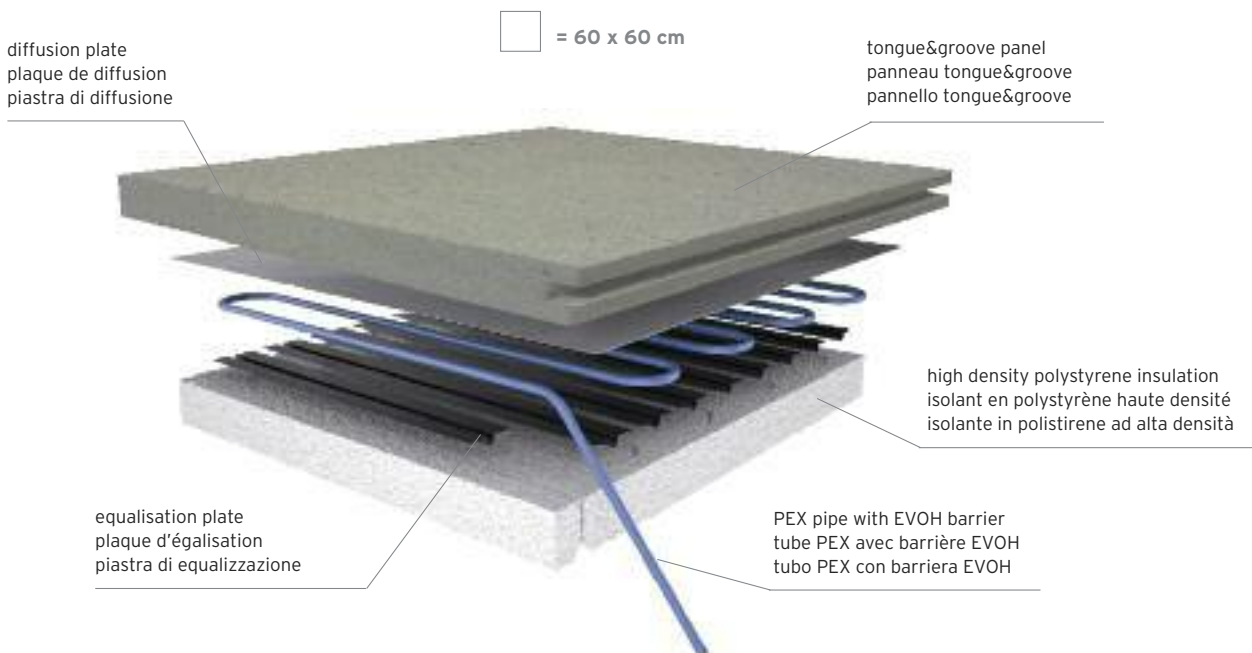
Le chauffage et le refroidissement ont lieu par rayonnement, sans mouvement d'air, avec des **résultats plus uniformes par rapport aux systèmes traditionnels, mais aussi avec un meilleur bien-être pour l'utilisateur.**

La stratification très réduite de la chaleur et la basse inertie thermique abattent considérablement les coûts d'exercice.

tongue&groove radiante.

IT La sezione radiante è indipendente per ogni pannello **tongue&groove Radiant** ed assicura un contatto perfetto tra mattonella e radiante, con alti livelli di performance. Il fluido vettore è integrato all'interno del pannello, e riscaldamento e raffreddamento avvengono per irraggiamento, senza movimento d'aria, con **risultati più uniformi rispetto ai sistemi tradizionali ed un maggior benessere per l'utente.**

La ridottissima stratificazione del calore e la bassa inerzia termica abbattano considerevolmente i costi d'esercizio.




SPECIAL PANELS

woodcore panels / calcium sulphate panels
panneaux en aggloméré de bois / sulfate de calcium
pannelli in conglomerato ligneo / solfato di calcio

□ = 20 x 60 cm

□ = 60 x 60 cm



CBI EUROPE BARE PANELS



cable passageway
système de gestion des cables
passaggio cavi



100% inspectable
100% inspectable
100% ispezionabile

CABLE MANAGEMENT SYSTEM

EN To provide easy an inspection of the technical areas, CBI Europe offers **Cable Management System** the new system of raised access floors composed of BARE modular panels: calcium sulphate or chipboard, thickness 23 or 31 mm, 600 x 600 and 200 x 600 cm resting on standard steel structures available in different heights. In addition to allowing the traceability of the technical areas, the panel 200 x 600 cm can be easily and repeatedly raised and rehoused for maintenance, interventions or changes. After laying the panels, it can be covered with carpet or PVC finish option depending on the direction of the laying. The version **Corner Lock** is available upon request, which has perforated panels on all four sides and is prepared for possible mounting by screws.

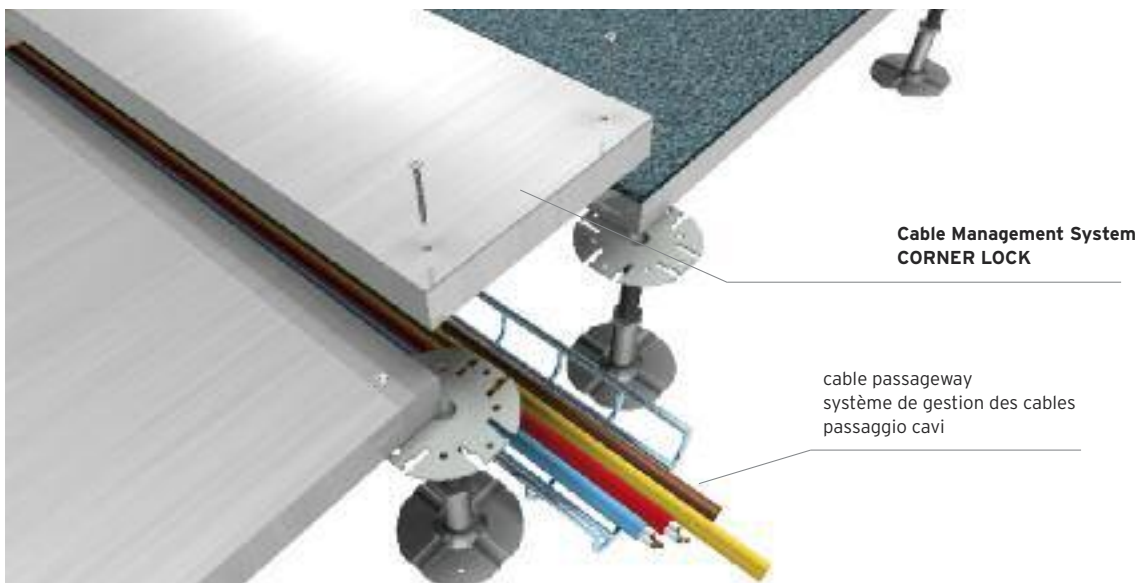
FR Cable Management System, le nouveau système de planchers techniques surélevés : composé de panneaux modulaires de type BARE en sulfate ou aggloméré, épaisseur de 23 ou 31 mm, de dimensions de 600 x 600 et 200 x 600 cm reposant sur des structures standards en acier disponibles en différentes mesures. Il consent la traçabilité des installations, les panneaux 200 x 600 cm peuvent être facilement soulevés à plusieurs reprises et relégués pour manutention, intervention ou d'éventuels changements. Après la pose, les panneaux peuvent être recouverts de moquette PVC ou d'une quelque conque finition voulue durant le chantier. Ils sont disponibles sous commande, la version **Corner Lock**, prévoit la fourniture de panneaux perforés sur les quatre côtés et elle prédisposée pour une possible installation possible les jambes par des vis.

After installation, floors can be covered with any type of material including moquette, rubber, linoleum, etc..

Après la pose, les surfaces pavées peuvent être revêtues de n'importe quel type de finition disponible : moquette, caoutchouc, linoléum, etc.

Dopo la posa, le superfici pavimentate si possono rivestire con ogni tipo di finitura disponibile: moquette, gomma, linoleum etc.

IT Per agevolare al massimo l'ispezionabilità degli impianti nei locali tecnici, CBI Europe propone **Cable Management System**, il nuovo sistema di pavimenti tecnici sovrarelevati composto da pannelli modulari tipo BARE in solfato di calcio o conglomerato ligneo, spessore 23 o 31 mm, di dimensioni 600 x 600 e 200 x 600 cm poggianti sulle strutture standard in acciaio disponibili in diverse altezze. Oltre a consentire la tracciabilità degli impianti, il pannello 200 x 600 cm può essere facilmente e ripetutamente sollevato e rialloggiato per manutenzioni, interventi o eventuali cambiamenti. Dopo la posa in opera i pannelli possono essere rivestiti con moquette PVC o qualsiasi finitura scelta dalla direzione lavori. Disponibile su richiesta la versione **Corner Lock** che prevede i pannelli forati sui quattro lati e predisposti per eventuale fissaggio con i piedini mediante viti autofilettanti.

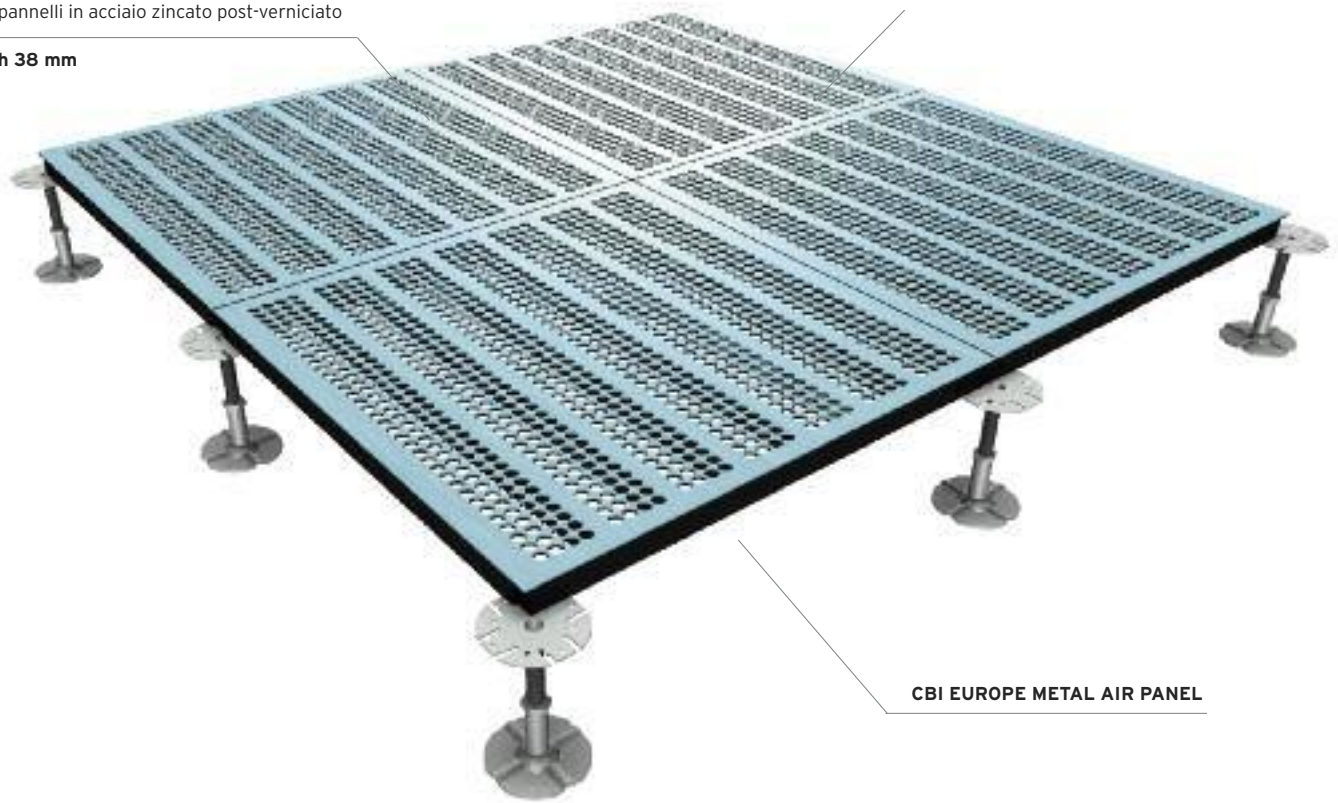


SPECIAL PANELS

post-painted galvanized steel panels
 panneaux en acier galvanisé post-peint
 pannelli in acciaio zincato post-verniciato

h 38 mm

 = 60 x 60 cm



CBI EUROPE METAL AIR PANEL


smooth
 lisse
 liscio

perforation
 perforation
 foratura

> $\varnothing 8$ > $\varnothing 12$ > $\varnothing 14$ mm

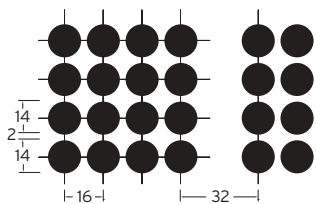
slots
 fentes
 asolatura

> 60 x 12 mm

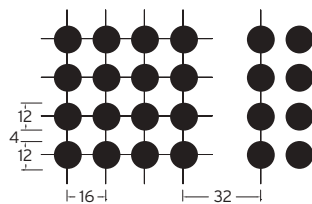


PERFORATIONS _ PERFORATIONS _ FORATURE

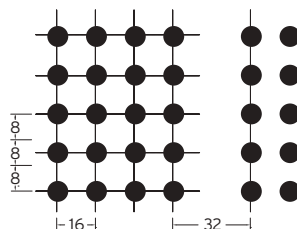
AP1/PTS
 $\varnothing 14$ mm = 42%



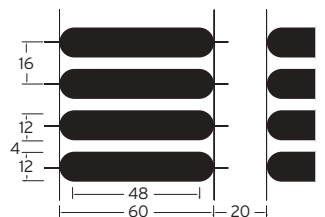
AP2/PTS
 $\varnothing 12$ mm = 31%



AP3/PTS
 $\varnothing 8$ mm = 17%



AP4/PTS
 $\varnothing 60 \times 12$ mm = 47%





100% inspectable
100% inspectable
100% ispezionabile

METAL AIR PANEL

THE EUROCLASS FIRE
RESISTANCE CLASSIFICATION SYSTEM

SYSTÈME DE CLASSEMENT EN RÉACTION
AU FEU EUROCLASS

SISTEMA DI CLASSIFICAZIONE
ANTINCENDIO EUROCLASS

A1 _ incombustible

FINISHES _ FINITIONS _ FINITURE

The top of the panel is available in

- › antistatic PVC
- › static dissipative PVC
- › conductive PVC

La finitions supérieure du panneau est disponible en

- › PVC antistatique
- › PVC statique dissipateur
- › PVC conducteur

La finitura superiore del pannello è disponibile in

- › PVC antistatico
- › PVC statico dissipativo
- › PVC conduttivo

PERFORATIONS _ PERFORATIONS _ FORATURE

Perforated areas

- › round: perforated areas 42% or 31% or 17%
- › slotted perforated areas 47%

Pourcentages de zones perforées

- › Trous ronds: zones perforées 42% ou 31% ou 17%
- › Fentes: zones perforées 47%

Percentuali di area forata

- › fori rotondi: area perforata 42% o 31% o 17%
- › fori asolati: area perforata 47%

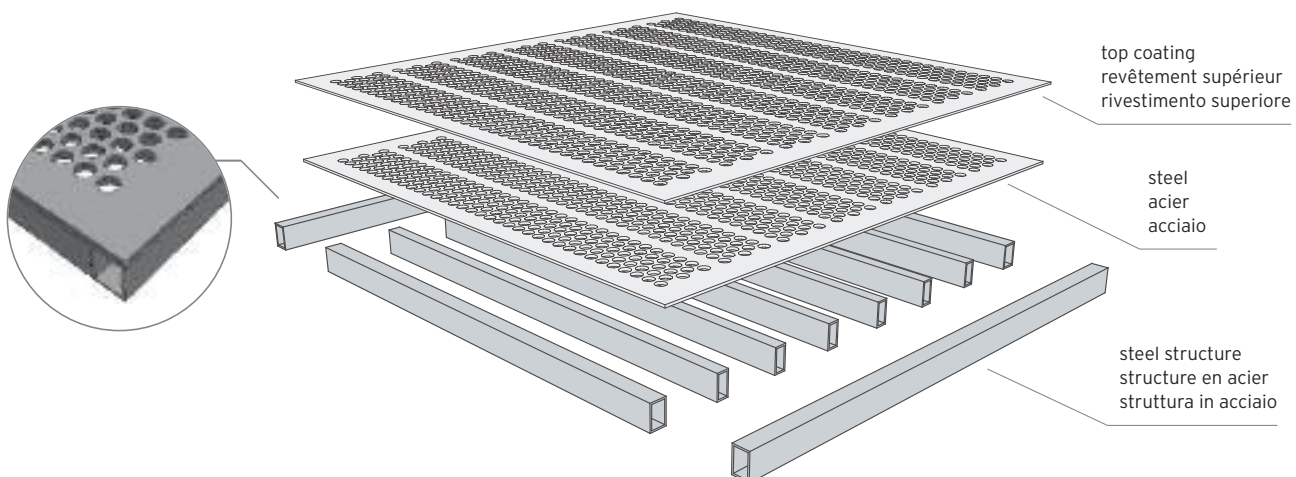
EN To provide easy **ventilation and the safety of installations in the technical rooms**, CBI Europe offers **Metal Air Panel**. The new system of raised access floors, which consists of Metal Air modular panels in post-painted galvanized steel, thickness 38 mm, size 600 x 600 cm resting on standard steel structures.

The Metal Air panels, with slotted or rounded holes, in addition to the normal benefits of overhead systems, guarantee **maximum ventilation systems for the security of the data center, IT and technical areas or service areas**.

Metal Air can be easily and repeatedly raised and rehoused for maintenance, interventions or changes. The panel is provided in four different versions, with round, slotted and perforated areas in different percentages.

FR Afin d'assurer une **efficace ventilation et la sécurité des installations dans les locaux techniques**, CBI Europe Vous offre **Metal Air Panel**. Le nouveau système de planchers techniques surélevés : composé de panneaux modulaires de type panneaux Metal Air préalablement verni en acier galvanisé, 38 mm d'épaisseur, mesures 600 x 600 cm reposant sur des structures en acier standard. Les panneaux métalliques à air, avec trous ou fentes, en plus des prestations classiques des systèmes de planchers surélevés, ils garantissent une **ventilation maximale pour la sécurité des banques de données, des domaines informatiques ou techniques et des services locaux**. Les panneaux métalliques à air peuvent être facilement soulevés à plusieurs reprises et relogés pour manutention, intervention ou d'éventuels changements. Le panneau est disponible avec de trous ronds ou des fentes, en quatre versions ronde ou fendue et avec différents pourcentages de zones perforées.

IT Per agevolare al massimo la **ventilazione e la sicurezza degli impianti nei locali tecnici**, CBI Europe propone **Metal Air Panel**. Il nuovo sistema di pavimenti tecnici sopraelevati è composto da pannelli modulari tipo Metal Air in acciaio zincato postverniciato, spessore 38 mm, di dimensioni 600 x 600 cm poggianti sulle strutture standard in acciaio. I pannelli Metal Air, forati o asolati, oltre ai normali vantaggi dei sistemi sopraelevati, garantiscono la **massima ventilazione degli impianti per la sicurezza di data center, aree tecniche o informatiche e locali servizi**. Metal Air può essere facilmente e ripetutamente sollevato e rialloggiato per manutenzioni, interventi o eventuali cambiamenti. Il pannello è disponibile con fori tondi o asolati in quattro versioni rotonde o asolate e con diverse percentuali di area forata.





CBI
EUROPE


INTERIOR TECHNOLOGY SOLUTIONS

technical specifications




ARCHITECTURE


available sizes _ formato disponibile: **600 x 600 x 10,5 mm**
available finishing _ finiture disponibili: **UNPOLISHED _ NATURALE**




dark ivory matt




beige matt




light brown matt




dark brown matt




warm grey matt



cool grey matt



light grey matt



medium grey matt



dark grey matt

HABITAT

available sizes _ formato disponibile: **600 x 600 x 10,5 mm**
available finishing _ finiture disponibili: **UNPOLISHED _ NATURALE**



60DG




60CE



60G



60A



60N



60W

FACTORY
FINISHED PANELS

BARE
PANELS

SPECIAL
PANELS

technical
specifications

CERAMIC TILES _ GRÈS ÉMAILLÉ _ GRES PORCELLANATO

METEOR

available sizes _ formato disponibile: **600 x 600 x 10,5 mm**

available finishing _ finiture disponibili: **UNPOLISHED _ NATURALE / POLISHED _ LEVIGATA**



beige



brown



grigio



almond




perla



nero



india green



bianco



grafite



blu

METALWOOD

available sizes _ formato disponibile: **600 x 600 x 10,5 mm**
available finishing _ finiture disponibili: **UNPOLISHED _ NATURALE**



argento



bronzo



carbonio



iridio



piombo



platino



silicio



oro

FACTORY
FINISHED PANELS

BARE
PANELS

SPECIAL
PANELS

technical
specifications

CERAMIC TILES _ GRÈS ÉMAILLÉ _ GRES PORCELLANATO

MARTE - marble imitation _ MARTE - effetto marmorizzato

available sizes _ formato disponibile: **600 x 600 x 18 mm**


available finishing _ finiture disponibili: **POLISHED _ LEVIGATA**



acapulco black _ nero acapulco



moonlight _ raggio di luna



royal yellow _ giallo reale



soraya red _ rosso soraya




egean grey _ grigio egeo




bronzetto _ bronzetto



brasil pink _ rosa brasil




portugal pink _ rosa portogallo



ramora brown _ ramora brown



cream marfil _ crema marfil



palisander _ palissandro



botticino _ botticino

NATURAL STONE

MARBLE _ MARBRE _ MARMO

available sizes _ formato disponibile: **600 x 600 x 18 mm**
available finishing _ finiture disponibili: **POLISHED _ LEVIGATA**



carrara white _ bianco carrara



botticino semi-classic _ botticino semiclassico



white perlino _ perlino bianco



verona red _ rosso verona



roman travertino _ travertino romano



istria yellow _ giallo istria



pietra serena _ pietra serena



guatemala green _ verde guatemala

Other types of marble available on request _ Altri tipi di marmo disponibili a richiesta

FACTORY
FINISHED PANELS

BARE
PANELS

SPECIAL
PANELS

technical
specifications

NATURAL STONE

GRANITE _ GRANITE _ GRANITO

available sizes _ formato disponibile: **600 x 600 x 17 mm**
available finishing _ finiture disponibili: **POLISHED _ LEVIGATA**



beta pink _ rosa beta



sardo white _ bianco sardo



porrino pink _ rosa porrino



impala black _ nero impala



serizzo antigorio _ serizzo antigorio



baltic brown _ bruno baltico



marine green _ verde marina



macauba azul _ azul macauba



platinum azul _ azul platino

Other types of granites available on request _ Altri tipi di granito disponibili a richiesta

BAMBOO _ BAMBOU _ BAMBÚ

available sizes _ formato disponibile: **600 x 600 mm**
 standard thickness _ spessore standard: **5 mm**



oak bamboo _ rovere bamboo



ash bamboo _ frassino bamboo

**strong,
 environment-friendly,
 and extremely stable**

Strong, environment-friendly, and extremely stable. The addition of a bamboo finish to CBI Europe's raised access floor range offers a greener, alternative floor surface. The introduction of bamboo is tangible proof of CBI Europe's commitment to protecting the environment. Bamboo is not only extremely strong but is the world's fastest growing plant (it can grow up to a metre a day in tropical regions). Use of bamboo therefore makes a major contribution to reducing the problem of deforestation. Often referred to as "natural steel", bamboo is cool to the touch in the summer and warm in the winter.

**résistant,
 écologiquement compatible,
 hautement stable**

Résistant, écologiquement compatible et hautement stable. L'introduction de la finition en bambou dans la gamme Raised Access Floors représente le choix écologique et alternatif de CBI, fruit d'un engagement concret à l'avantage de l'environnement: le bambou est une plante très résistante et avec la croissance la plus rapide au monde - 1 mètre par jour dans les régions tropicales; un facteur qui, en fait, réduit le problème de la déforestation. Également appelé «acier naturel», il est frais en été et chaud en hiver.

**resistente
 ecocompatibile
 altamente stabile**

Resistente, ecocompatibile ed altamente stabile. L'inserimento della finitura in bambu all'interno della gamma Raised Access Floors rappresenta la scelta verde ed alternativa di CBI, frutto di un concreto impegno a vantaggio dell'ambiente: il bambu è una pianta molto resistente e con la crescita più rapida al mondo - 1 metro al giorno nelle regioni tropicali, fattore che riduce di fatto il problema delle deforestazioni. Denominato anche "acciaio naturale", risulta fresco d'estate e caldo d'inverno.

SOLID WOOD PARQUET

ESSENCES _ ESSENCES _ ESSENZE

available sizes _ formato disponibile: **600 x 600 mm**

standard thickness _ spessore standard: **4 mm (other thickness on request _ altri spessori a richiesta)**



iroko _ iroko



oak _ rovere




doussié africa _ africa doussié



beech _ faggio



ash _ frassino



afromosia _ afromosia



teak_ teak



europe cherry _ ciliegio europa



walnut _ noce



europe maple _ acero europa



wengé _ wengé



american cherry _ ciliegio americano

Other types of solid wood parquet available on request _ Altri tipi di parquet disponibili a richiesta


SOLID WOOD PARQUET

PARQUET DESIGN _ DESIGN PARQUET


available sizes _ formato disponibile: 600 x 600 mm
standard thickness _ spessore standard: 4 mm (other thickness on request _ altri spessori a richiesta)




quarterdeck
cassero




main deck
tolda di nave



mosaic
mosaico



friuli
friuli




Other types of solid wood parquet available on request _ Altri tipi di parquet disponibili a richiesta


LINOLEUM

LINOLEUM _ LINOLÉUM _ LINOLEUM

available sizes _ formato disponibile: 600 x 600 x 2,0 / 2,5 / 3,2 mm



amber



applegreen




begonia




camel



charcoal




coral




corn



durango



granata



graphite



grass




hyacinth




mint




navy



ocean




pale pink



pebble



salmon




silk



storm




terracotta



tiger eye



travertine



white



willow green

The linoleum tiles used from CBI Europe are all original Tarkett _ I linoleum utilizzati da CBI Europe sono tutti originali Tarkett
Other types of linoleum, available on request _ Altri tipi di linoleum disponibili a richiesta

ANTISTATIC HPL _ HPL ANTISTATIQUE _ LAMINATO ANTISTATICO

available sizes _ formato disponibile: **600 x 600 mm**
 standard thickness _ spessore standard: **0,9 mm (other thickness on request _ altri spessori a richiesta)**



577 grey _ grigio



576 ivory _ avorio



619 larch _ larice



1666 beech _ faggio



1329 doussié _ doussié



1611 maple _ acero



650 oak texas _ rovere texas



640 maple grey _ acero grigio



2810 cement _ cemento

Other types of antistatic HPL available on request _ Altri tipi di laminato antistatico disponibili a richiesta

The standard coverings used are all original Abet Walkprint finishing type SEI. _ I rivestimenti standard utilizzati sono tutti originali Abet Walkprint finitura SEI.

ANTISTATIC PVC

ANTISTATIC PVC _ PVC ANTISTATIQUE _ PVC ANTISTATICO

available sizes _ formato disponibile: 600 x 600 x 2,0 mm



107 beige



106 blue



306 green



108 medium grey



304 light grey

Other types of antistatic pvc parquet available on request _ Altri tipi di pvc antistatico disponibili a richiesta

STATIC-DISSIPATIVE FLOORING

MIPOLAM ROBUST EL7

available sizes _ formato disponibile: 600 x 600 x 2,0 mm



0002 platinum



0003 ivory



0005 steel



0013 pewter



0112 storm



0306 green

FACTORY FINISHED PANELS
BARE PANELS
SPECIAL PANELS

technical specifications

CONDUCTIVE PVC

MIPOLAM TECHNIC EL5

available sizes _ formato disponibile: **600 x 600 mm**

standard thickness _ spessore standard: **0,9 mm (other thickness on request _ altri spessori a richiesta)**



0635 white



0636 grey




0637 light blue



0638 blue



0639 green



0640 beige



= 60 x 60 cm

TYPES OF PANEL

TYPES DE PANNEAUX _ TIPOLOGIE DI PANNELLO

FACTORY FINISHED PANELS

WOODCORE PANELS

panneaux en aggloméré de bois
pannelli in conglomerato ligneo



GRAVITY LAY

aluminum backing
feuille alu _ lamina di alluminio

**PT30 - PT38
PT38C**

GRAVITY LAY

galvanized steel dish
bac acier galvanisée à chaud
vaschetta di acciaio zincato

**PT28V
PT30V
PT38V**

CALCIUM SULPHATE PANELS

panneaux en sulfate de calcium
pannelli in solfato di calcio



GRAVITY LAY

aluminum backing
feuille alu _ lamina di alluminio

**SC30 - SC34 -
SC36 - SC30C**

GRAVITY LAY

galvanized steel dish
bac acier galvanisée à chaud
vaschetta di acciaio zincato

**SC30V - SC33V -
SC36V
SC30VHD - SC34VHD
SC36VHD**

BARE PANELS

WOODCORE PANELS

panneaux en aggloméré de bois
pannelli in conglomerato ligneo



GRAVITY LAY

semi-encapsulated steel panels
panneaux semi-encapsulées en acier
semi-incapsulato in acciaio

CBI28T

GRAVITY LAY

fully steel encapsulated
encapsulée en acier _ incapsulato in acciaio

**CBL1 - CBM -
CBH**

CORNER LOCK

fully steel encapsulated
encapsulée en acier _ incapsulato in acciaio

**CBL1 corner lock
CBL corner lock
CBH corner lock**

ANGLE LOCK

fully steel encapsulated
encapsulée en acier _ incapsulato in acciaio

**CBL1 angle lock
CBH angle lock**

CALCIUM SULPHATE PANELS

panneaux en sulfate de calcium
pannelli in solfato di calcio



GRAVITY LAY

semi-encapsulated steel panels
panneaux semi-encapsulées en acier
semi-incapsulato in acciaio

**CBI28S
CBI31S**

GRAVITY LAY

fully steel encapsulated
encapsulée en acier _ incapsulato in acciaio

**CBL1/S - CBM/S
CBH/S**

CORNER LOCK

fully steel encapsulated
encapsulée en acier _ incapsulato in acciaio

CBL1/S corner lock

ANGLE LOCK

fully steel encapsulated
encapsulée en acier _ incapsulato in acciaio

CBL1/S angle lock

TONGUE&GROOVE

tongue&groove
tongue&groove _ tongue&groove

**PS34TG
PS36TG**

galvanized steel dish
bac acier galvanisée à chaud
vaschetta di acciaio zincato

**CBI30TG
CBI36TG**

FACTORY FINISHED PANELS

BARE PANELS

SPECIAL PANELS

technical specifications

RAISED ACCESS FLOORS

FACTORY FINISHED PANELS

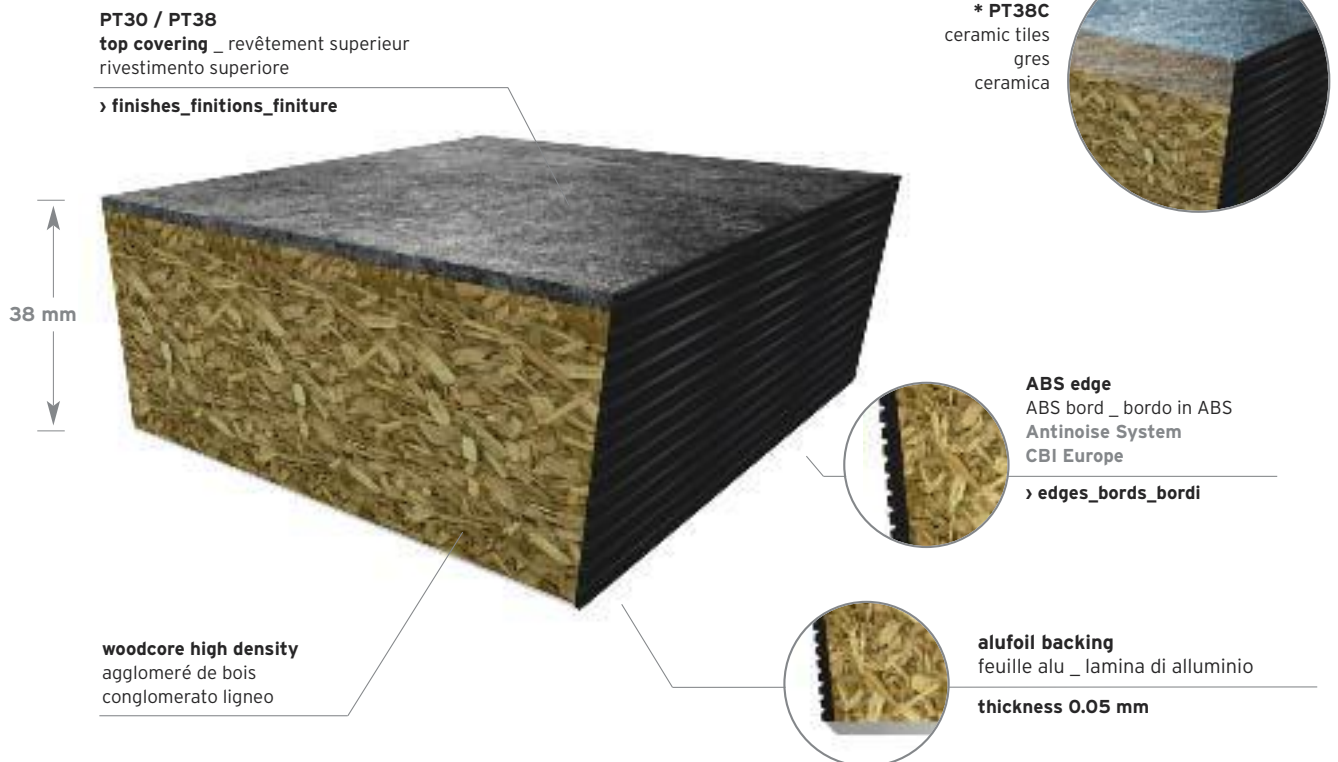


ALUFOIL BACKING _ FEUILLE ALU _ LAMINA DI ALLUMINIO

› **Alufoil backing** feuille alu_lamina di alluminio **thickness 0.5 mm**

› **Woodcore high density** · aggloméré de bois · conglomerato ligneo

› **Covering:** to be selected by the project manager on end-user. › **Revêtement supérieur:** choisi par la Direction Travaux selon le catalogue "Floors" de CBI Europe.. › **Rivestimento superiore:** a scelta della D.L. in qualsiasi tipo di rivestimento del catalogo Floors CBI Europe.



TECHNICAL SPECIFICATIONS

		standard		* top covering: ceramic tiles_gres_ceramica
		PT30	PT38	PT38C
thickness		30 mm	38 mm	38 mm
	fire reaction UNI EN 13501-1	Bfl-s1	Bfl-s1	Bfl-s1
	fire resistance UNI EN 13501-2	REI 30	REI 30	REI 30

TECHNICAL FEATURES UNI EN 12825

	center of panel - deflection 2,5 mm	3,2 kN	4,0 kN	7,1 kN
	center of panel - ultimate load	9,0 kN	11,5 kN	14,1 kN
	loading class	4	5	6
	center of panel - deflection 2,5 mm	3,3 kN	4,2 kN	7,4 kN
	center of panel - ultimate load	9,5 kN	12,0 kN	14,8 kN
	loading class	4	6	6
	center of panel - deflection 2,5 mm	3,5 kN	4,4 kN	7,8 kN
	center of panel - ultimate load	10,0 kN	12,6 kN	15,5 kN
	loading class	5	6	6

RAISED ACCESS FLOORS

FACTORY FINISHED PANELS

 = 60 x 60 cm

ALUFOIL BACKING _ FEUILLE ALU _ LAMINA DI ALLUMINIO

› **Alufoil backing** feuille alu_lamina di alluminio **thickness 0.5 mm**

› **Calcium sulphate** · sulfate de calcium · solfato di calcio

› **Covering:** to be selected by the project manager on end-user. › **Revêtement supérieur:** choisi par la Direction Travaux selon le catalogue "Floors" de CBI Europe. › **Rivestimento superiore:** a scelta della D.L. in qualsiasi tipo di rivestimento del catalogo Floors CBI Europe.



GRAVITY LAY
H 30/34/
36 mm

SC30 / SC34 / SC36


top covering _ revêtement supérieur
rivestimento superiore

› **finishes_finitions_acabados_finiture**

* **SC30C**
ceramic tiles
gres
ceramica




30 mm
34 mm
36 mm



ABS edge
ABS bord _ bordo in ABS
Antinoise System
CBI Europe


› **edges_bords_bordi**




calcium sulphate
sulfate de calcium
solfato di calcio

alufoil backing
feuille alu _ lamina di alluminio



thickness 0.05 mm



TECHNICAL SPECIFICATIONS

		standard			* top covering: ceramic tiles gres_ceramica
		SC30	SC34	SC36	SC30C
thickness		30 mm	34 mm	36 mm	30 mm
	fire reaction UNI EN 13501-1	A1	A1	A1	A1
	fire resistance UNI EN 13501-2	REI 30	REI 30	REI 30	REI 30

TECHNICAL FEATURES UNI EN 12825

	center of panel - deflection 2,5 mm	4,8 kN	5,5 kN	5,8 kN	6,2 kN
	center of panel - ultimate load	6,1 kN	6,9 kN	7,3 kN	8,1 kN
	loading class	2	2	2	3
	center of panel - deflection 2,5 mm	5,0 kN	5,8 kN	6,1 kN	6,5 kN
	center of panel - ultimate load	6,4 kN	7,2 kN	7,6 kN	8,5 kN
	loading class	2	2	2	3
	center of panel - deflection 2,5 mm	5,3 kN	6,0 kN	6,4 kN	6,8 kN
	center of panel - ultimate load	6,7 kN	7,6 kN	8,0 kN	8,9 kN
	loading class	2	2	3	3

RAISED ACCESS FLOORS

FACTORY FINISHED PANELS




GALVANIZED STEEL DISH _ BAC ACIER GALVANIZÉE À CHAUD _ VASCHETTA DI ACCIAIO ZINCATO

› **Galvanized steel** · acier zingué · acciaio zincato **thickness 0.5 mm**

› **Woodcore high density** · aggloméré de bois · conglomerato ligneo

› **Covering:** to be selected by the project manager on end-user. › **Revêtement supérieur:** choisi par la Direction Travaux selon le catalogue "Floors" de CBI Europe. › **Rivestimento superiore:** a scelta della D.L. in qualsiasi tipo di rivestimento del catalogo Floors CBI Europe..



TECHNICAL SPECIFICATIONS

		PT28V	PT30V	PT38V
thickness		28,5 mm	30 mm	38,5 mm
	fire reaction UNI EN 13501-1	Bfl-s1	Bfl-s1	Bfl-s1
	fire resistance UNI EN 13501-2	REI 30	REI 30	REI 30

TECHNICAL FEATURES UNI EN 12825

		PT28V	PT30V	PT38V
	center of panel - deflection 2,5 mm	3,5 kN	3,8 kN	5,5 kN
	center of panel - ultimate load	10,6 kN	11,4 kN	14,5 kN
	loading class	5	5	6
	center of panel - deflection 2,5 mm	3,6 kN	3,9 kN	5,8 kN
	center of panel - ultimate load	11,2 kN	12,0 kN	15,2 kN
	loading class	5	6	6
	center of panel - deflection 2,5 mm	3,9 kN	4,2 kN	6,1 kN
	center of panel - ultimate load	11,8 kN	12,6 kN	16,0 kN
	loading class	5	6	6

RAISED ACCESS FLOORS

FACTORY FINISHED PANELS

 = 60 x 60 cm

GALVANIZED STEEL DISH _ BAC ACIER GALVANIZÉE À CHAUD _ VASCHETTA DI ACCIAIO ZINCATO


› **Galvanized steel** · acier zingué · acciaio zincato **thickness 0.5 mm**

› **Calcium sulphate** · sulfate de calcium · solfato di calcio

› **Covering:** to be selected by the project manager on end-user. › **Revêtement supérieur:** choisi par la Direction Travaux selon le catalogue "Floors" de CBI Europe. › **Rivestimento superiore:** a scelta della D.L. in qualsiasi tipo di rivestimento del catalogo Floors CBI Europe.




GRAVITY LAY
H 30,5/33,5
34,5/36,5 mm






TECHNICAL SPECIFICATIONS

standard density panels

high density panels

		SC30V	SC33V	SC36V	SC30VHD	SC34VHD	SC36VHD
thickness		30,5 mm	33,5 mm	36,5 mm	30,5 mm	34,5 mm	36,5 mm
	fire reaction UNI EN 13501-1	A1	A1	A1	A1	A1	A1
	fire resistance UNI EN 13501-2	REI 30	REI 30	REI 30	REI 30	REI 30	REI 60

TECHNICAL FEATURES UNI EN 12825

		SC30V	SC33V	SC36V	SC30VHD	SC34VHD	SC36VHD
	center of panel - deflection 2,5 mm	4,7 kN	5,1 kN	5,6 kN	5,1 kN	5,3 kN	5,9 kN
	center of panel - ultimate load	9,7 kN	10,3 kN	11,2 kN	15,3 kN	17,3 kN	17,5 kN
	loading class	4	5	5	6	6	6
	center of panel - deflection 2,5 mm	4,9 kN	5,4 kN	5,9 kN	5,3 kN	5,6 kN	6,1 kN
	center of panel - ultimate load	10,2 kN	10,8 kN	11,8 kN	16,1 kN	18,3 kN	19,3 kN
	loading class	5	5	5	6	6	6
	center of panel - deflection 2,5 mm	5,2 kN	5,6 kN	6,2 kN	5,6 kN	6,0 kN	6,4 kN
	center of panel - ultimate load	10,7 kN	11,3 kN	12,3 kN	16,9 kN	19,1 kN	20,2 kN
	loading class	5	5	6	6	6	6

RAISED ACCESS FLOORS

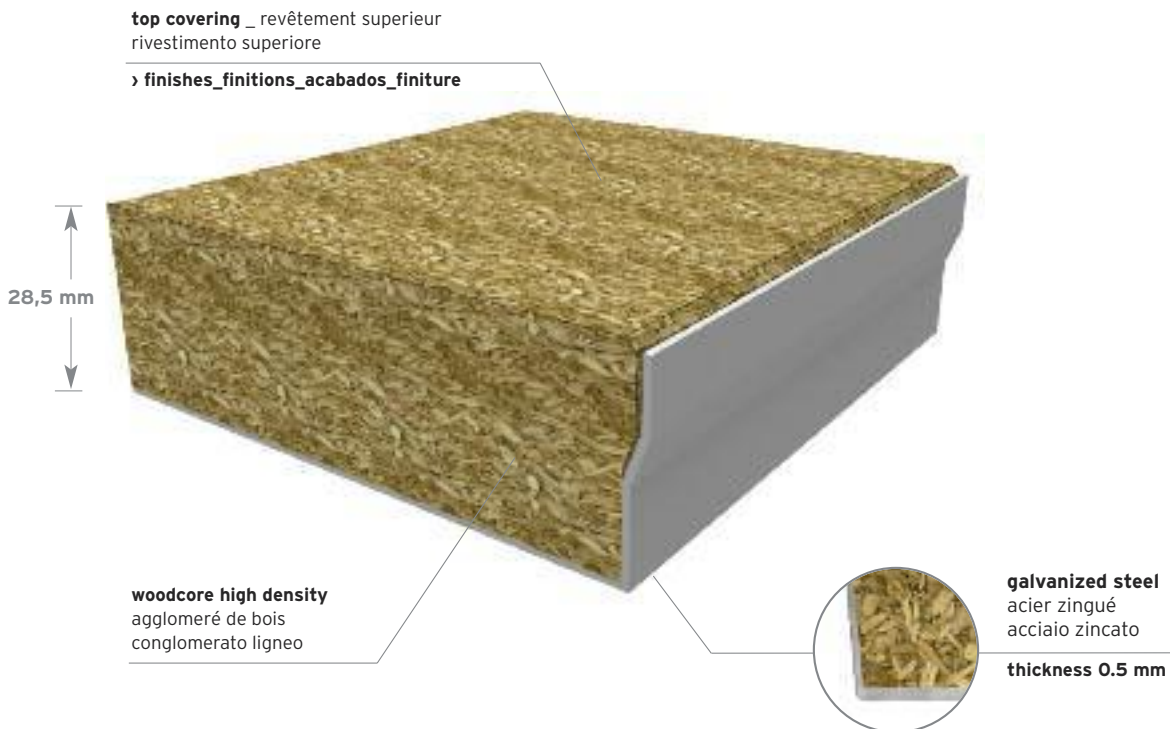
BARE PANELS

 = 60 x 60 cm


SEMI-ENCAPSULATED STEEL PANELS _ PANNEAUX SEMI-ENCAPSULÉES EN ACIER

SEMI-INCAPSULATO IN ACCIAIO




- › **Galvanized steel** · acier zingué · acciaio zincato **thickness 0.5 mm**
- › **Woodcore high density** · aggloméré de bois · conglomerato ligneo
- › **Covering:** Carpet lay-loose tiles. PVC/rubber lay-loose tiles. **Revêtement supérieur:** Moquette auto-adhésive; PVC auto-adhésif.
Rivestimento superiore: Moquette autoposante, PVC autoposante.



TECHNICAL SPECIFICATIONS

		CBI28T
thickness		28,5 mm
	fire reaction UNI EN 13501-1	Bfl-s1
	fire resistance UNI EN 13501-2	-

TECHNICAL FEATURES UNI EN 12825

	center of panel - deflection 2,5 mm	3,3 kN
	center of panel - ultimate load	9,8 kN
	loading class	4
	center of panel - deflection 2,5 mm	3,5 kN
	center of panel - ultimate load	10,3 kN
	loading class	5
	center of panel - deflection 2,5 mm	3,6 kN
	center of panel - ultimate load	10,8 kN
	loading class	5

RAISED ACCESS FLOORS

BARE PANELS



= 60 x 60 cm

SEMI-ENCAPSULATED STEEL PANELS _ PANNEAUX SEMI-ENCAPSULÉES EN ACIER


SEMI-INCAPSULATO IN ACCIAIO

> **Galvanized steel** · acier zingué · acciaio zincato **thickness 0.5 mm**

> **Calcium sulphate** · sulfate de calcium · solfato di calcio

> **Covering:** Carpet lay-loose tiles. PVC/rubber lay-loose tiles. **Revêtement supérieur:** Moquette auto-adhésive; PVC auto-adhésif.

Rivestimento superiore: Moquette autoposante, PVC autoposante.



TECHNICAL SPECIFICATIONS

		CBI28S	CBI31S
thickness		28 mm	31 mm
	fire reaction UNI EN 13501-1	A1	A1
	fire resistance UNI EN 13501-2	-	-

TECHNICAL FEATURES UNI EN 12825

		CBI28S	CBI31S
	center of panel - deflection 2,5 mm	3,6 kN	4 kN
	center of panel - ultimate load	8 kN	8,8 kN
	loading class	3	3
	center of panel - deflection 2,5 mm	3,8 kN	4,2 kN
	center of panel - ultimate load	8,4 kN	9,2 kN
	loading class	3	4
	center of panel - deflection 2,5 mm	4,0 kN	4,4 kN
	center of panel - ultimate load	8,8 kN	9,7 kN
	loading class	3	4

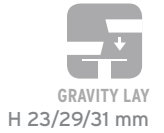
RAISED ACCESS FLOORS

BARE PANELS


 = 60 x 60 cm

FULLY STEEL ENCAPSULATED _ ENCAPSULÉE EN ACIER _ INCAPSULATO IN ACCIAIO




- > **Galvanized steel** · acier zingué · acciaio zincato **thickness 0.5 mm**
- > **Woodcore high density** · aggloméré de bois · conglomerato ligneo
- > **Covering:** Carpet lay-loose tiles. PVC/rubber lay-loose tiles. **Revêtement supérieur:** Moquette auto-adhésive; PVC auto-adhésif.
Rivestimento superiore: Moquette autoposante, PVC autoposante.



TECHNICAL SPECIFICATIONS

		CBL1	CBM	CBH
thickness		23 mm	29 mm	31 mm
	fire reaction UNI EN 13501-1	Bfl-s1	Bfl-s1	Bfl-s1
	fire resistance UNI EN 13501-2	REI 30	REI 30	REI 30

TECHNICAL FEATURES UNI EN 12825

	center of panel - deflection 2,5 mm	4,4 kN	4,8 kN	5,1 kN
	center of panel - ultimate load	11,5 kN	11,9 kN	12,6 kN
	loading class	5	6	6
	center of panel - deflection 2,5 mm	4,7 kN	5,1 kN	5,3 kN
	center of panel - ultimate load	12,0 kN	12,5 kN	13,4 kN
	loading class	6	6	6
	center of panel - deflection 2,5 mm	4,9 kN	5,3 kN	5,6 kN
	center of panel - ultimate load	12,7 kN	13,5 kN	14,6 kN
	loading class	6	6	6

RAISED ACCESS FLOORS

BARE PANELS



= 60 x 60 cm

FULLY STEEL ENCAPSULATED _ ENCAPSULÉE EN ACIER _ INCAPSULATO IN ACCIAIO

> **Galvanized steel** · acier zingué · acciaio zincato **thickness 0.5 mm**

> **Woodcore high density** · aggloméré de bois · conglomerato ligneo

> **Covering:** Carpet lay-loose tiles. PVC/rubber lay-loose tiles. **Revêtement supérieur:** Moquette auto-adhésive; PVC auto-adhésif.

Rivestimento superiore: Moquette autopesante, PVC autopesante.



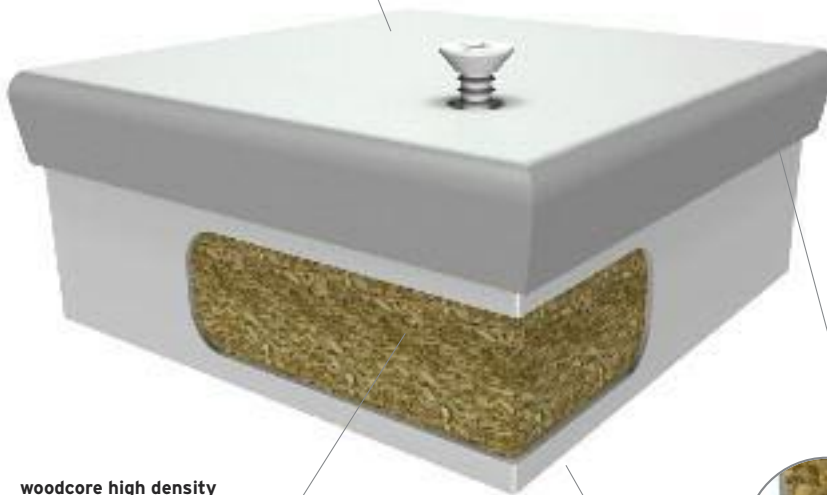
CORNER LOCK
H 23/26/31 mm




ANGLE LOCK
H 23/29 mm

top covering _ revêtement supérieur
rivestimento superiore

> **finishes_finitions_finiture**



woodcore high density
aggloméré de bois
conglomerato ligneo



ANGLE LOCK



CBI SUPREME EDGE



galvanized steel
acier zingué
acciaio zincato

thickness 0.5 mm

TECHNICAL SPECIFICATIONS

		CBL1 CORNER LOCK	CBL CORNER LOCK	CBH CORNER LOCK
thickness		23 mm	26 mm	31 mm
	fire reaction UNI EN 13501-1	Bfl-s1	Bfl-s1	Bfl-s1
	fire resistance UNI EN 13501-2	REI 30	REI 30	REI 30

TECHNICAL FEATURES UNI EN 12825

CBI/ST		4,7 kN	4,9 kN	5,3 kN
	center of panel - deflection 2,5 mm			
	center of panel - ultimate load	12,0 kN	12,2 kN	13,4 kN
	loading class	6	6	6
	center of panel - deflection 2,5 mm	-	-	-
	center of panel - ultimate load	-	-	-
	loading class	-	-	-
	center of panel - deflection 2,5 mm	-	-	-
	center of panel - ultimate load	-	-	-
	loading class	-	-	-

FACTORY
FINISHED PANELS

BARE
PANELS

SPECIAL
PANELS

technical
specifications

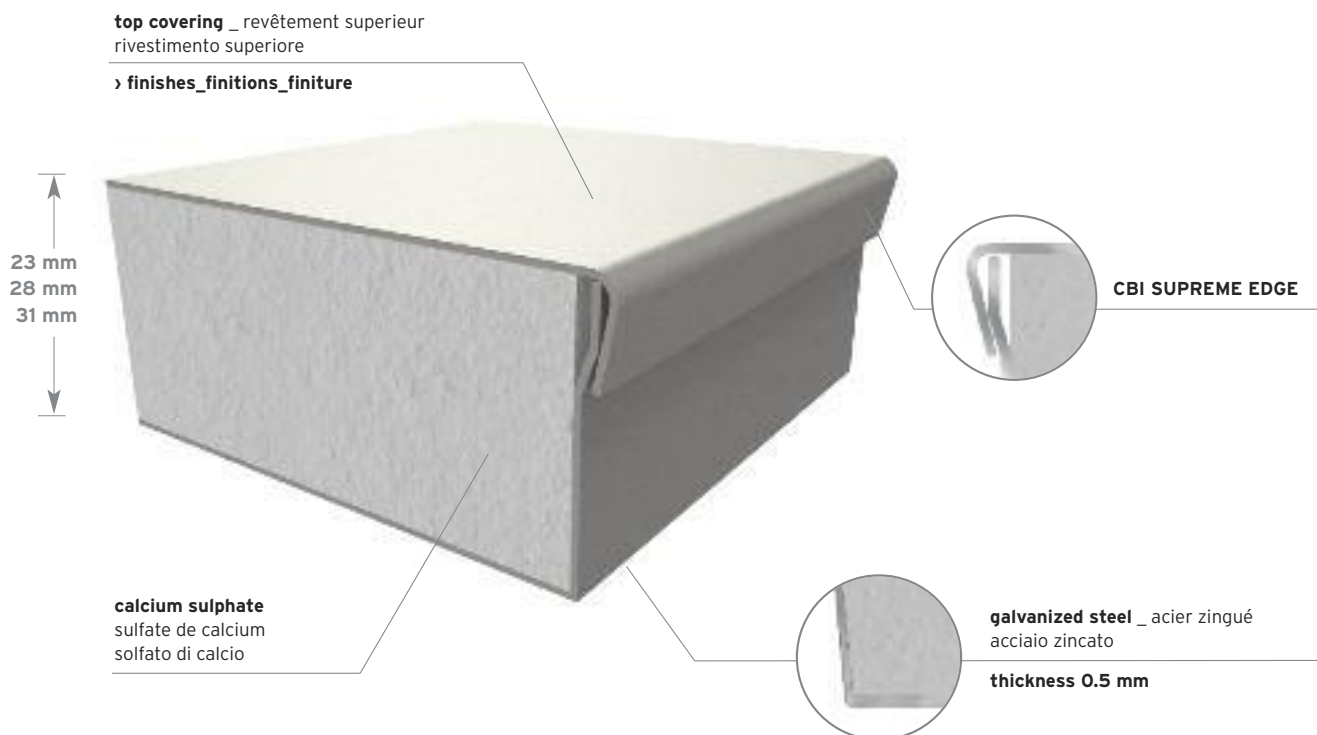
RAISED ACCESS FLOORS

BARE PANELS


 = 60 x 60 cm

FULLY STEEL ENCAPSULATED _ ENCAPSULÉE EN ACIER _ INCAPSULATO IN ACCIAIO




- > **Galvanized steel** · acier zingué · acciaio zincato **thickness 0.5 mm**
- > **Calcium sulphate** · sulfate de calcium · solfato di calcio
- > **Covering:** Carpet lay-loose tiles. PVC/rubber lay-loose tiles. **Revêtement supérieur:** Moquette auto-adhésive; PVC auto-adhésif.
Rivestimento superiore: Moquette autoposante, PVC autoposante.



TECHNICAL SPECIFICATIONS

		CBL1/S	CBM/S	CBH/S
thickness		23 mm	29 mm	31 mm
	fire reaction UNI EN 13501-1	A1	A1	A1
	fire resistance UNI EN 13501-2	REI 30	REI 30	REI 30
	test obtained 60 minutes fire resistance	60 minutes	60 minutes	60 minutes

TECHNICAL FEATURES UNI EN 12825

	center of panel - deflection 2,5 mm	4,5 kN	5,4 kN	5,8 kN
	center of panel - ultimate load	14,0 kN	14,5 kN	15,0 kN
	loading class	6	6	6
	center of panel - deflection 2,5 mm	4,7 kN	5,5 kN	6,1 kN
	center of panel - ultimate load	14,8 kN	15,1 kN	15,4 kN
	loading class	6	6	6
	center of panel - deflection 2,5 mm	4,9 kN	5,8 kN	6,4 kN
	center of panel - ultimate load	15,5 kN	16,0 kN	16,5 kN
	loading class	6	6	6

RAISED ACCESS FLOORS

BARE PANELS

 = 60 x 60 cm

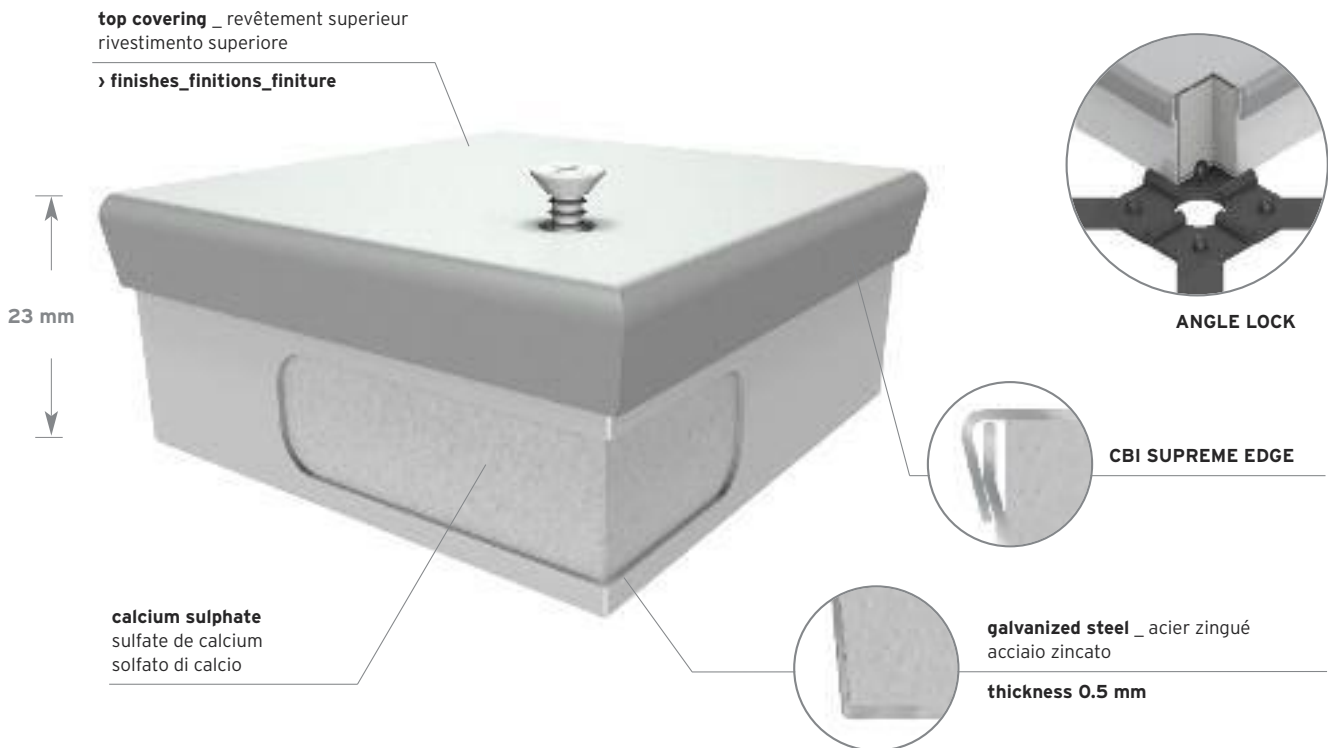
FULLY STEEL ENCAPSULATED _ ENCAPSULÉE EN ACIER _ INCAPSULATO IN ACCIAIO

> **Galvanized steel** · acier zingué · acciaio zincato **thickness 0.5 mm**


> **Calcium sulphate** · sulfate de calcium · solfato di calcio

> **Covering:** Carpet lay-loose tiles, PVC/rubber lay-loose tiles. **Revêtement supérieur:** Moquette auto-adhésive; PVC auto-adhésif.




Rivestimento superiore: Moquette autopesante, PVC autopesante.



TECHNICAL SPECIFICATIONS

		CBL1/S CORNER LOCK
thickness		23 mm
	fire reaction UNI EN 13501-1	A1
	fire resistance UNI EN 13501-2	REI 30
	test obtained 60 minutes fire resistance	60 minutes

TECHNICAL FEATURES UNI EN 12825

	CBI/ST	center of panel - deflection 2,5 mm	4,7 KN
		center of panel - ultimate load	14,8 KN
		loading class	6
	CBI/CR	center of panel - deflection 2,5 mm	-
		center of panel - ultimate load	-
		loading class	-
	IF tubolar	center of panel - deflection 2,5 mm	-
		center of panel - ultimate load	-
		loading class	-

FACTORY
FINISHED PANELS

BARE
PANELS

SPECIAL
PANELS

technical
specifications

RAISED ACCESS FLOORS

TONGUE&GROOVE



= 60 x 60 cm

TONGUE&GROOVE _ TONGUE&GROOVE _ TONGUE&GROOVE

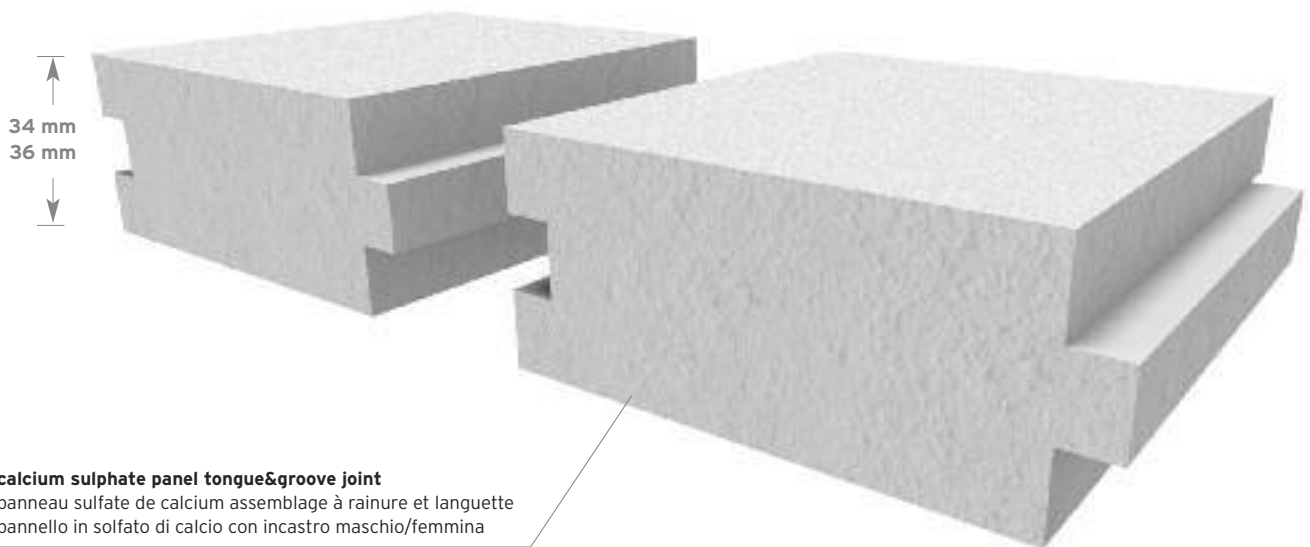
› **Calcium sulphate high density** · sulfate de calcium à haute densité · solfato di calcio ad alta densità.

› **Covering:** PVC rubber, Linoleum, Carpet, Ceramic tiles, Marble, Granite, Parquet. › **Revêtement supérieur:** PVC, Linoleum, Moquette, Grès, Marbre, Granite, Parquet. › **Rivestimento superiore:** PVC, Linoleum, Moquette, Gres porcellanato, Marmo, Granito, Parquet.




TONGUE
&GROOVE

H 34/36 mm






calcium sulphate panel tongue&groove joint
panneau sulfate de calcium assemblage à rainure et languette
pannello in solfato di calcio con incastro maschio/femmina

TECHNICAL SPECIFICATIONS

		PS34TG	PS36TG
thickness		34 mm	34 mm
	fire reaction UNI EN 13501-1	Bfl-s1	A1
	fire resistance UNI EN 13501-2	REI 30	REI 30

TECHNICAL FEATURES UNI EN 12825

		PS34TG	PS36TG
	center of panel - deflection 2,5 mm	4,8 kN	5,5 kN
	center of panel - ultimate load	6,1 kN	6,9 kN
	loading class	2	2
	center of panel - deflection 2,5 mm	5,0 kN	5,8 kN
	center of panel - ultimate load	6,4 kN	7,2 kN
	loading class	2	2
	center of panel - deflection 2,5 mm	5,3 kN	6,0 kN
	center of panel - ultimate load	6,7 kN	7,6 kN
	loading class	2	2

RAISED ACCESS FLOORS

TONGUE&GROOVE

 = 60 x 60 cm

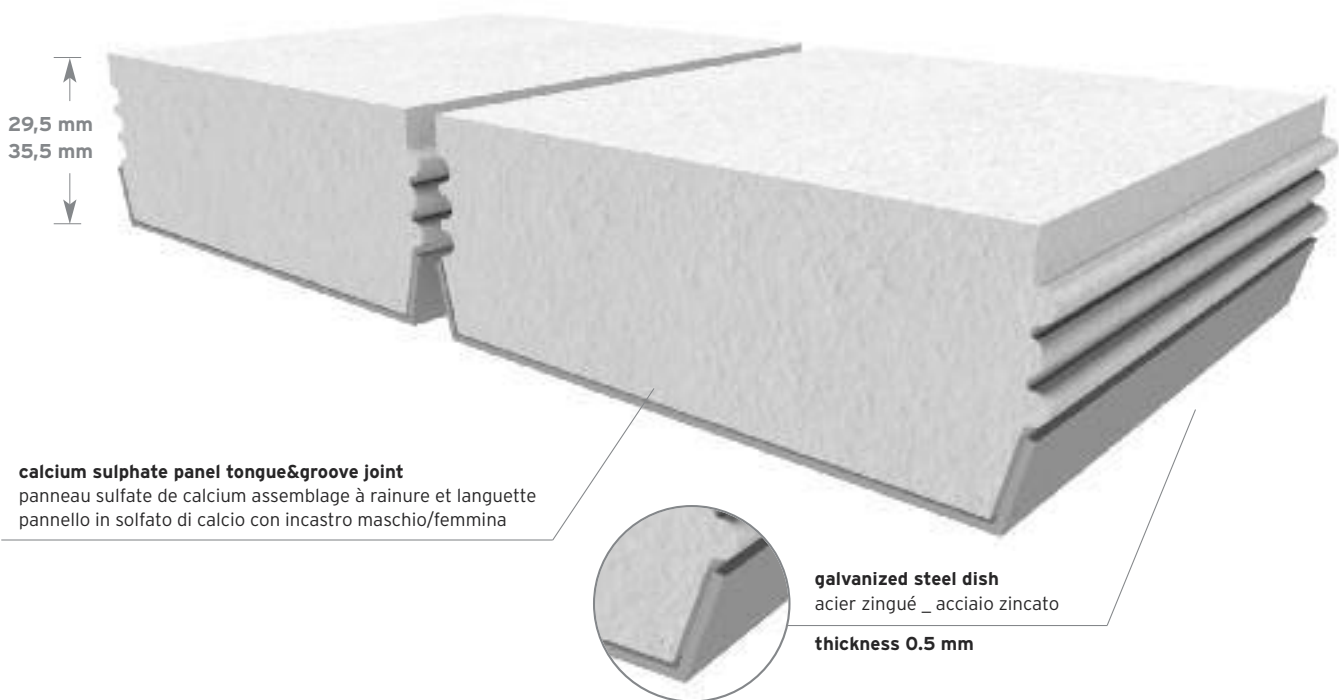
TONGUE&GROOVE _ TONGUE&GROOVE _ TONGUE&GROOVE

› **Calcium sulphate high density** · sulfate de calcium à haute densité · solfato di calcio ad alta densità.

› **Covering:** PVC rubber, Linoleum, Carpet, Ceramic tiles, Marble, Granite, Parquet. › **Revêtement supérieur:** PVC, Linoleum, Moquette, Grès, Marbre, Granite, Parquet. › **Rivestimento superiore:** PVC, Linoleum, Moquette, Gres porcellanato, Marmo, Granito, Parquet.




H 30,5/36,5 mm






calcium sulphate panel tongue&groove joint
panneau sulfate de calcium assemblage à rainure et languette
pannello in solfato di calcio con incastro maschio/femmina

galvanized steel dish
acier zingué _ acciaio zincato
thickness 0.5 mm

TECHNICAL SPECIFICATIONS

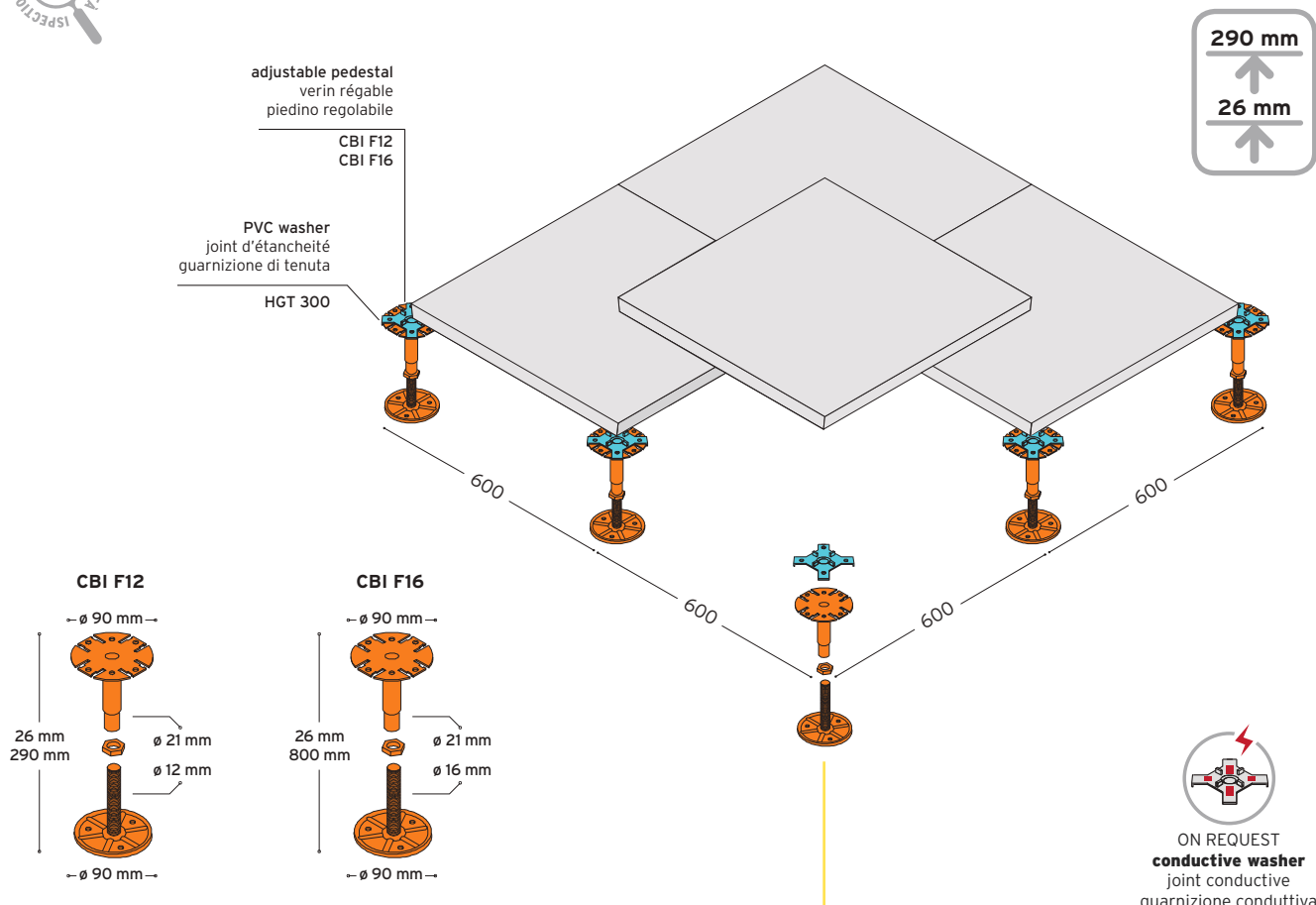
		CBI30TG	CBI36TG
thickness		30,5 mm	36,5 mm
	fire reaction UNI EN 13501-1	A1	A1
	fire resistance UNI EN 13501-2	REI 30	REI 30

TECHNICAL FEATURES UNI EN 12825

		CBI30TG	CBI36TG
	center of panel - deflection 2,5 mm	4,7 kN	5,6 kN
	center of panel - ultimate load	9,7 kN	11,2 kN
	loading class	4	5
	center of panel - deflection 2,5 mm	4,8 kN	5,9 kN
	center of panel - ultimate load	9,8 kN	11,8 kN
	loading class	4	5
	center of panel - deflection 2,5 mm	5,2 kN	6,2 kN
	center of panel - ultimate load	10,7 kN	12,3 kN
	loading class	5	6



FLOOR SYSTEM CBI/ST



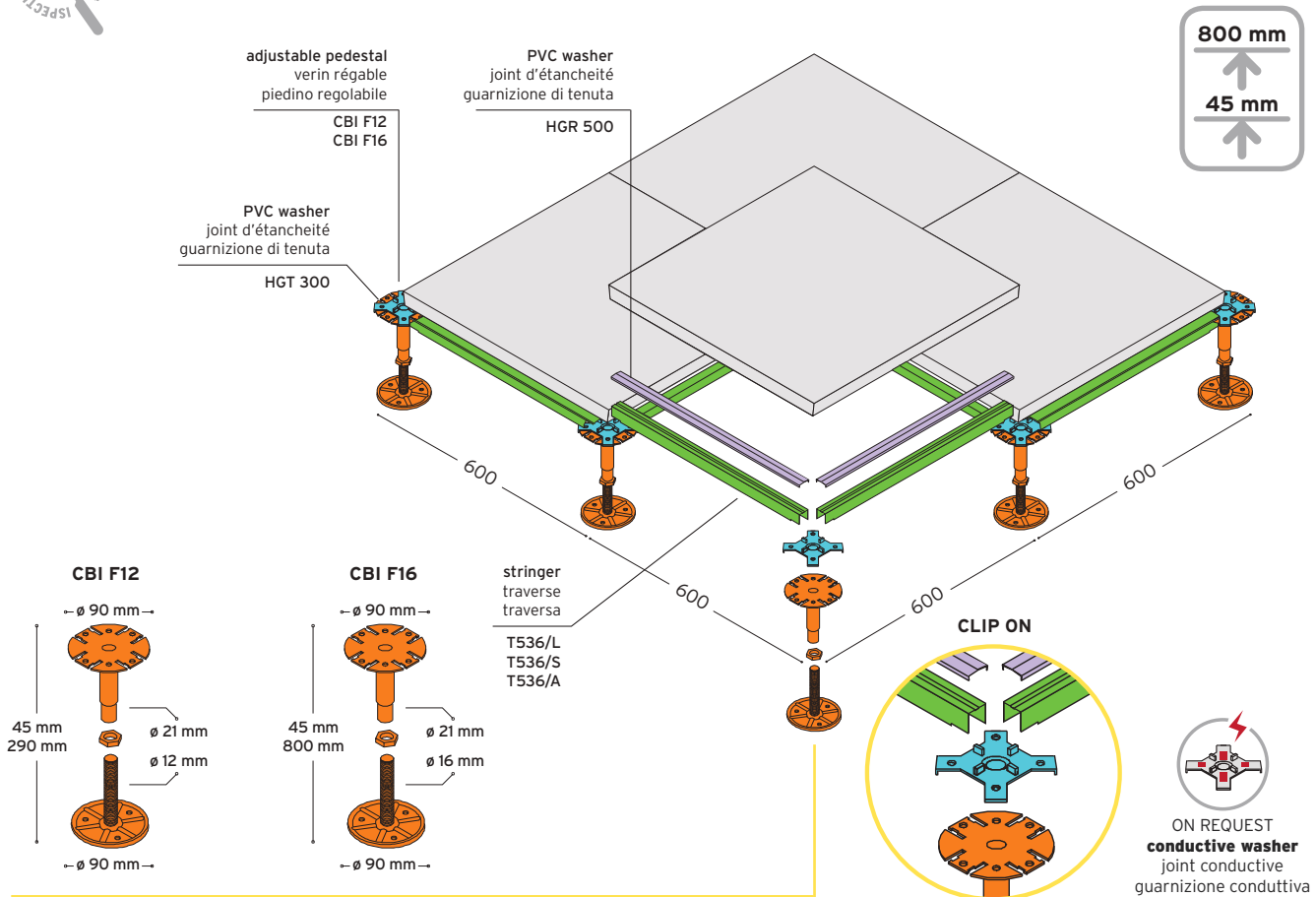
PEDESTAL _ VERIN _ PIEDINO	code	height	weight/pcs		code	height	weight/pcs		
adjustable pedestal CBI F12	CBIO3F12	45/65 mm	0,23 Kg	75	adjustable pedestal CBI F16	CBIO1F16	26/35 mm	0,25 Kg	80
verin réglable CBI F12	CBIO4F12	61/90 mm	0,24 Kg	60	verin réglable CBI F16	CBIO2F16	32/48 mm	0,26 Kg	80
piedino regolabile CBI F12	CBIO5F12	83/130 mm	0,27 Kg	55	piedino regolabile CBI F16	CBIO3F16	45/65 mm	0,30 Kg	75
	CBIO6F12	120/200 mm	0,30 Kg	50		CBIO4F16	61/90 mm	0,34 Kg	60
	CBIO7F12	170/290 mm	0,36 Kg	40		CBIO5F16	83/130 mm	0,39 Kg	55
thickness _ spessore					thickness _ spessore	CBIO6F16	120/200 mm	0,45 Kg	50
2,5 mm					CBIO7F16	170/290 mm	0,55 Kg	40	

Technical dates / Aspects of performance value (UNI 13964 - 2005) Datì tecnici / Aspetti pertinenti a valori prestazionali (UNI 13964 - 2005)	system components _ éléments du système elementi del sistema
FIRE REACTION _ REAZIONE AL FUOCO (Under structure) Class A1 DM 10/03/05 DEC. 2000/147/CE	CBI F12 CBI F16  pedestal _ verin _ piedino size _ dimensioni * incidence _ incidenza ø 90 mm 3,3 pcs/mq
MECHANICAL RESISTANCE _ RESISTENZA MECCANICA (Under structure) 548.80 N/m2 Normal break load/Carico normale di rottura (Under structure) 219.50 N/m2 Normal operating load/Carico normale di esercizio	HGT300  PVC washer _ joint d'étanchéité guarnizione di tenuta size _ dimensioni * incidence _ incidenza ø 90 mm 3,3 pcs/mq
DURABILITY _ DURABILITÀ Protection against corrosion _ Protezione contro la corrosione: EN 10327	

*incidence _ incidenza per: area 100 mq > cf. modularity _ modularità pages



FLOOR SYSTEM CBI



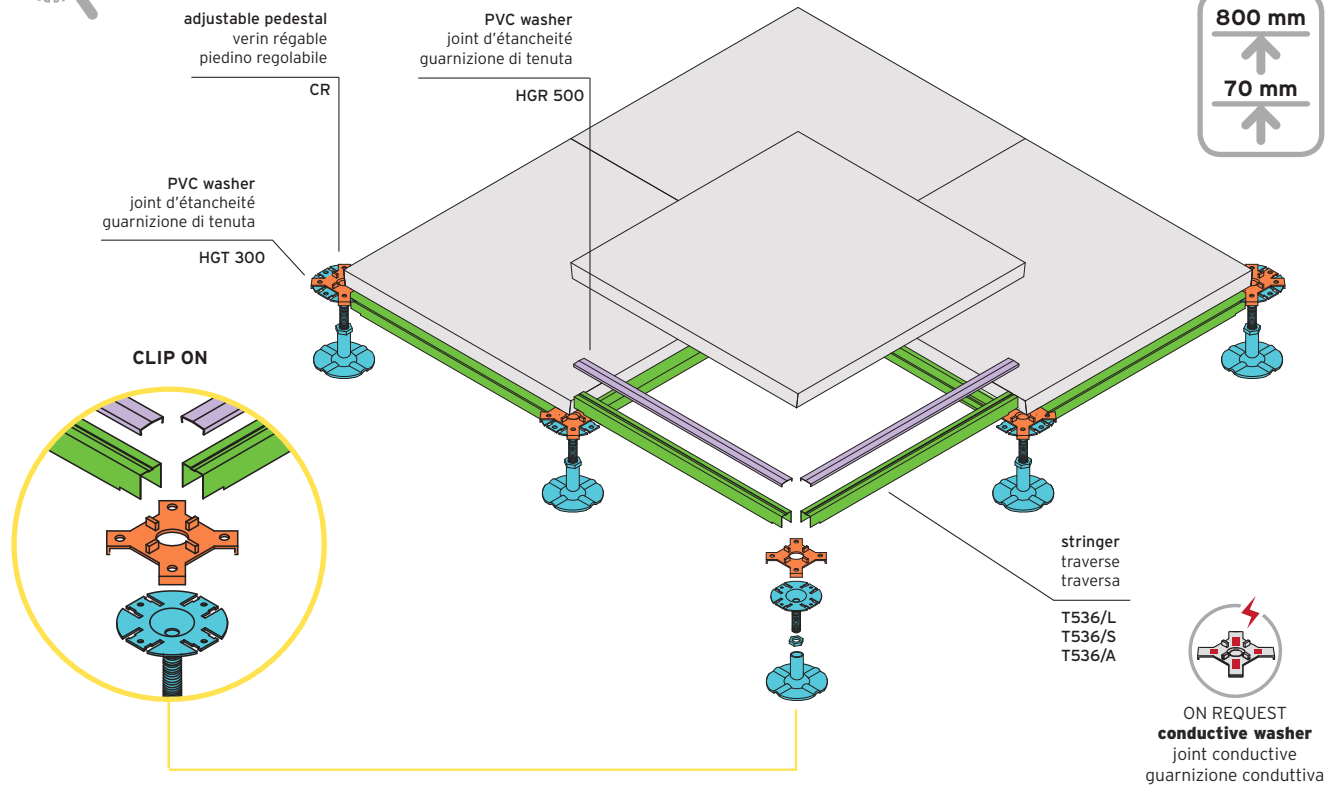
PEDESTAL _ VERIN _ PIEDINO	code	height	weight/pcs			code	height	weight/pcs	
adjustable pedestal CBI F12	CBIO3F12	45/65 mm	0,23 Kg	75	adjustable pedestal CBI F16	CBIO3F16	45/65 mm	0,30 Kg	75
verin réglable CBI F12	CBIO4F12	61/90 mm	0,24 Kg	60	verin réglable CBI F16	CBIO4F16	61/90 mm	0,34 Kg	60
pedino regolabile CBI F12	CBIO5F12	83/130 mm	0,27 Kg	55	pedino regolabile CBI F16	CBIO5F16	83/130 mm	0,39 Kg	55
	CBIO6F12	120/200 mm	0,30 Kg	50		CBIO6F16	120/200 mm	0,45 Kg	50
	CBIO7F12	170/290 mm	0,36 Kg	40		CBIO7F16	170/290 mm	0,55 Kg	40
thickness _ spessore					thickness _ spessore				
2,5 mm					2,5 mm				

STRUCTURE _ STRUCTURE _ STRUTTURA	stringer _ traverse _ traversa di collegamento	system components _ éléments du système	elementi del sistema
<p>T536/A HEAVY</p> <p>weight_peso 0.386 kg/pcs</p>	<p>T536/L LIGHT</p> <p>weight_peso 0.270 kg/pcs</p>	<p>T536/S SPACER</p> <p>weight_peso 0.264 kg/pcs</p>	<p>open section stringer made with galvanised steel, Clip-On System with PVC washer.</p> <p>traverse à section ouverte en acier galvanisé, système Clip-On avec joint d'étanchéité.</p> <p>traversa di collegamento a sezione aperta in acciaio zincato mod. Clip-On con guarnizioni di tenuta.</p>
<p>CBI F12 CBI F16</p> <p>pedestal _ verin _ piedino</p> <p>size _ dimensioni * incidence _ incidenza ø 90 mm 3,3 pcs/mq</p>		<p>HGT 300</p> <p>PVC washer _ joint d'étanchéité guarnizione di tenuta</p> <p>size _ dimensioni * incidence _ incidenza ø 90 mm 3,3 pcs/mq</p>	
<p>T536/A T536/L T536/S</p> <p>stringer _ traverse _ traversa</p> <p>size _ dimensioni * incidence _ incidenza L 560 mm 6,0 pcs/mq</p>		<p>HGR 500</p> <p>PVC washer _ joint d'étanchéité guarnizione di tenuta</p> <p>* incidence _ incidenza 6,0 pcs/mq</p>	

*incidence _ incidenza per: area 100 mq > cf. modularity _ modularità pages



FLOOR SYSTEM CR



PEDESTAL _ VERIN _ PIEDINO	code	height	weight/pcs	
CR adjustable pedestal CR verin réglable CR piedino regolabile CR thickness _ spessore 2,5 mm	CR01F16	200/350 mm	0,68 Kg	30
	CR02F16	350/550 mm	0,94 Kg	30
	CR03F18	550/800 mm	1,34 Kg	15
	CR04F20	800/1050 mm	1,85 Kg	15
	CR05F20	1050/1300 mm	2,14 Kg	10

STRUCTURE _ STRUCTURE _ STRUTTURA	stringer _ traverse _ traversa di collegamento	system components _ éléments du système	elementi del sistema
T536/A HEAVY T536/L LIGHT TT535 open section stringer made with galvanised steel, Clip-On System with PVC washer. traverse à section ouverte en acier galvanisé, système Clip-On avec joint d'étanchéité. traversa di collegamento a sezione aperta in acciaio zincato mod. Clip-On con guarnizioni di tenuta. weight_peso 0.386 kg/pcs 0.270 kg/pcs 0.40 kg/pcs		CR pedestal _ verin _ piedino size _ dimensioni * incidence _ incidenza ø 90 mm 3,3 pcs/mq	
		HGT 300 PVC washer _ joint d'étanchéité guarnizione di tenuta size _ dimensioni * incidence _ incidenza ø 90 mm 3,3 pcs/mq	
		T536/A T536/L stringer _ traverse _ traversa size _ dimensioni * incidence _ incidenza L 560 mm 6,0 pcs/mq	
		HGR 500 PVC washer _ joint d'étanchéité guarnizione di tenuta * incidence _ incidenza 6,0 pcs/mq	

Technical dates / Aspects of performance value (UNI 13964 - 2005)
 Dati tecnici / Aspetti pertinenti a valori prestazionali (UNI 13964 - 2005)

FIRE REACTION _ REAZIONE AL FUOCO
 (Under structure) Class A1 DM 10/03/05 DEC. 2000/147/CE

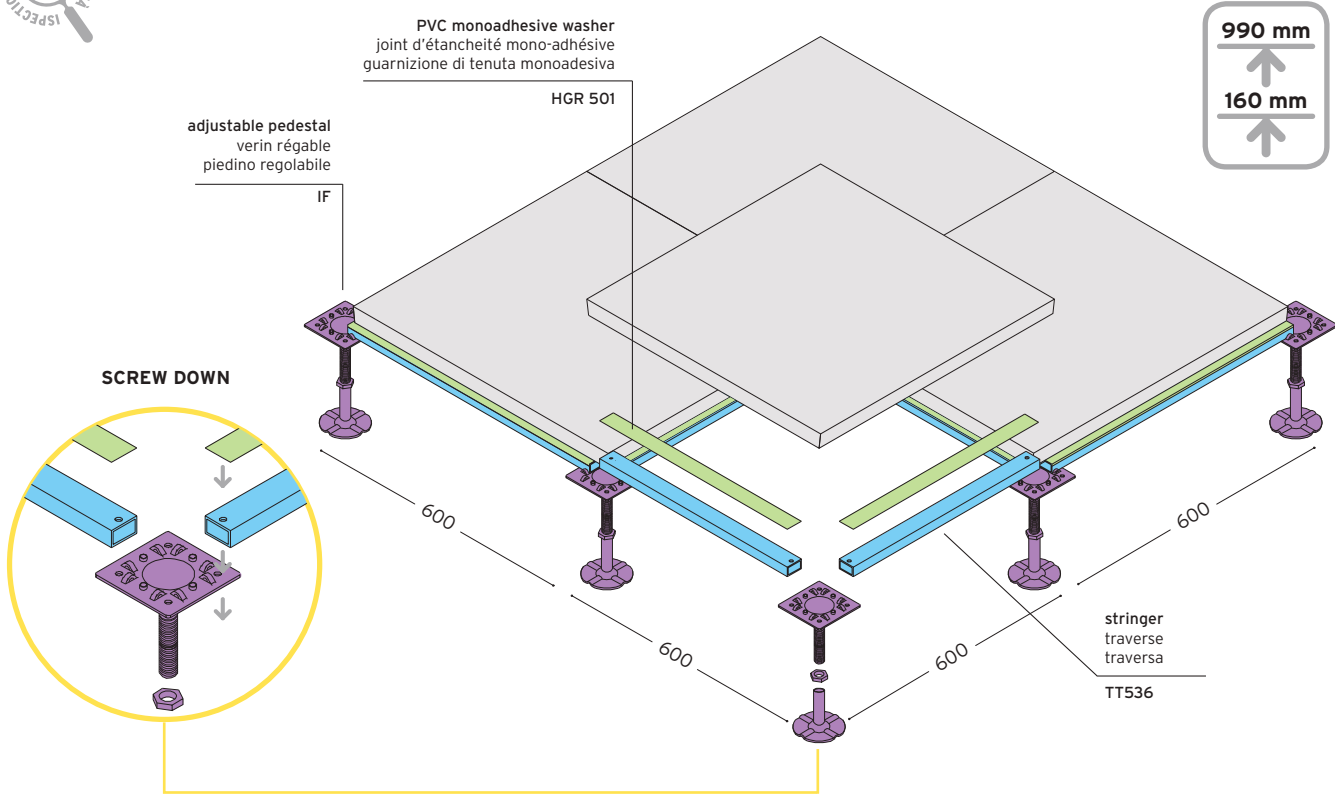
MECHANICAL RESISTANCE _ RESISTENZA MECCANICA
 (Under structure) 548.80 N/m2 Normal break load/Carico normale di rottura
 (Under structure) 219.50 N/m2 Normal operating load/Carico normale di esercizio

DURABILITY _ DURABILITÀ
 Protection against corrosion _ Protezione contro la corrosione: EN 10327

*incidence _ incidenza per: area 100 mq > cf. modularity _ modularità pages



FLOOR SYSTEM IF



PEDESTAL _ VERIN _ PEDESTAL _ PIEDINO	code	height	weight/pcs
IF adjustable pedestal IF verin réglable IF piedino regolabile IF thickness _ spessore 3 mm	IF1622	160/220 mm	0,70 Kg
	IF2128	210/280 mm	0,75 Kg
	IF2734	270/340 mm	0,80 Kg
	IF3339	330/390 mm	0,85 Kg
	IF3844	380/440 mm	0,90 Kg
	IF4349	430/490 mm	0,95 Kg
	IF4854	480/540 mm	1,00 Kg
	IF5359	530/590 mm	1,05 Kg
	IF5873	580/730 mm	1,25 Kg
	IF7287	720/870 mm	1,40 Kg
IF8699	860/990 mm	1,70 Kg	

STRUCTURE _ STRUCTURE _ STRUTTURA	stringer _ traverse _ traversa di collegamento	system components _ éléments du système	elementos de sistema _ elementi del sistema	
TT536 open section stringer made with galvanised steel, Screw Down System with PVC washer. traverse à section ouverte en acier galvanisé, système Screw Down avec joint d'étanchéité. traversa di collegamento a sezione aperta in acciaio zincato mod. Screw Down con guarnizioni di tenuta. weight_peso thickness _ spessore 0,440 kg/pcs 1 mm		IF pedestal _ verin _ piedino size _ dimensioni * incidence _ incidenza ø 90 mm 3,3 pcs/mq	HGR 501 PVC mono adhesive washer joint d'étanchéité mono-adhésive guarnizione di tenuta monoadesiva size _ dimensioni * incidence _ incidenza ø 90 mm 3,3 pcs/mq	
		VM05 stringer screw _ vis traverse vite traversa size _ dimensioni * incidence _ incidenza 6 mm 12 pcs/mq	TT536 stringer _ traverse _ traversa size _ dimensioni * incidence _ incidenza 20x30x560 mm 6,0 pcs/mq	
		Technical dates / Aspects of performance value (UNI 13964 - 2005) Dati tecnici / Aspetti pertinenti a valori prestazionali (UNI 13964 - 2005)		
		FIRE REACTION _ REAZIONE AL FUOCO (Under structure) Class A1 DM 10/03/05 DEC. 2000/147/CE		
MECHANICAL RESISTANCE _ RESISTENZA MECCANICA (Under structure) 548.80 N/m2 Normal break load/Carico normale di rottura (Under structure) 219.50 N/m2 Normal operating load/Carico normale di esercizio				
DURABILITY _ DURABILITÀ Protection against corrosion _ Protezione contro la corrosione: EN 10327				

*incidence _ incidenza per: area 100 mq > cf. modularity _ modularità pages

FACTORY FINISHED PANELS

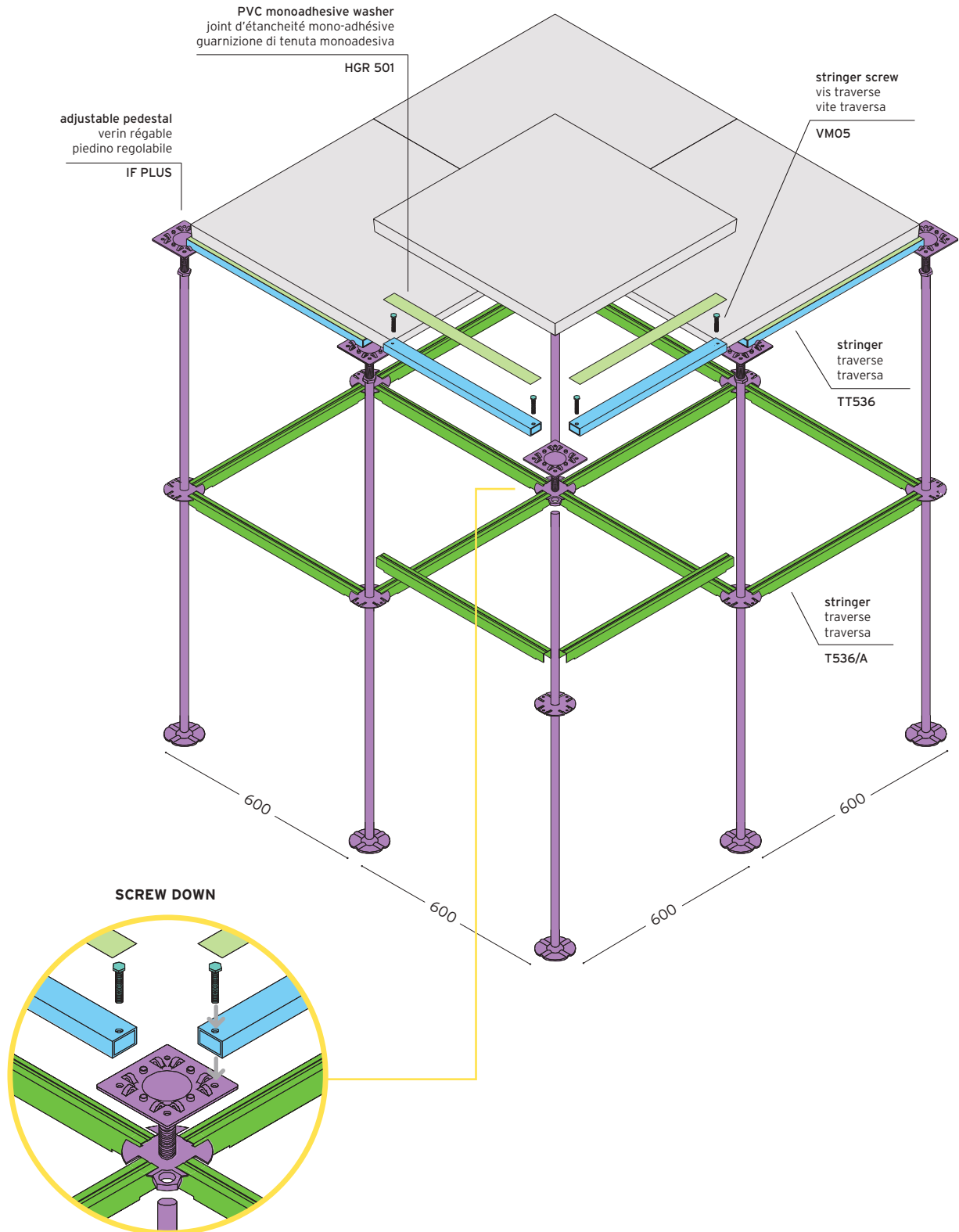
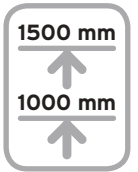
BARE PANELS

SPECIAL PANELS

technical specifications



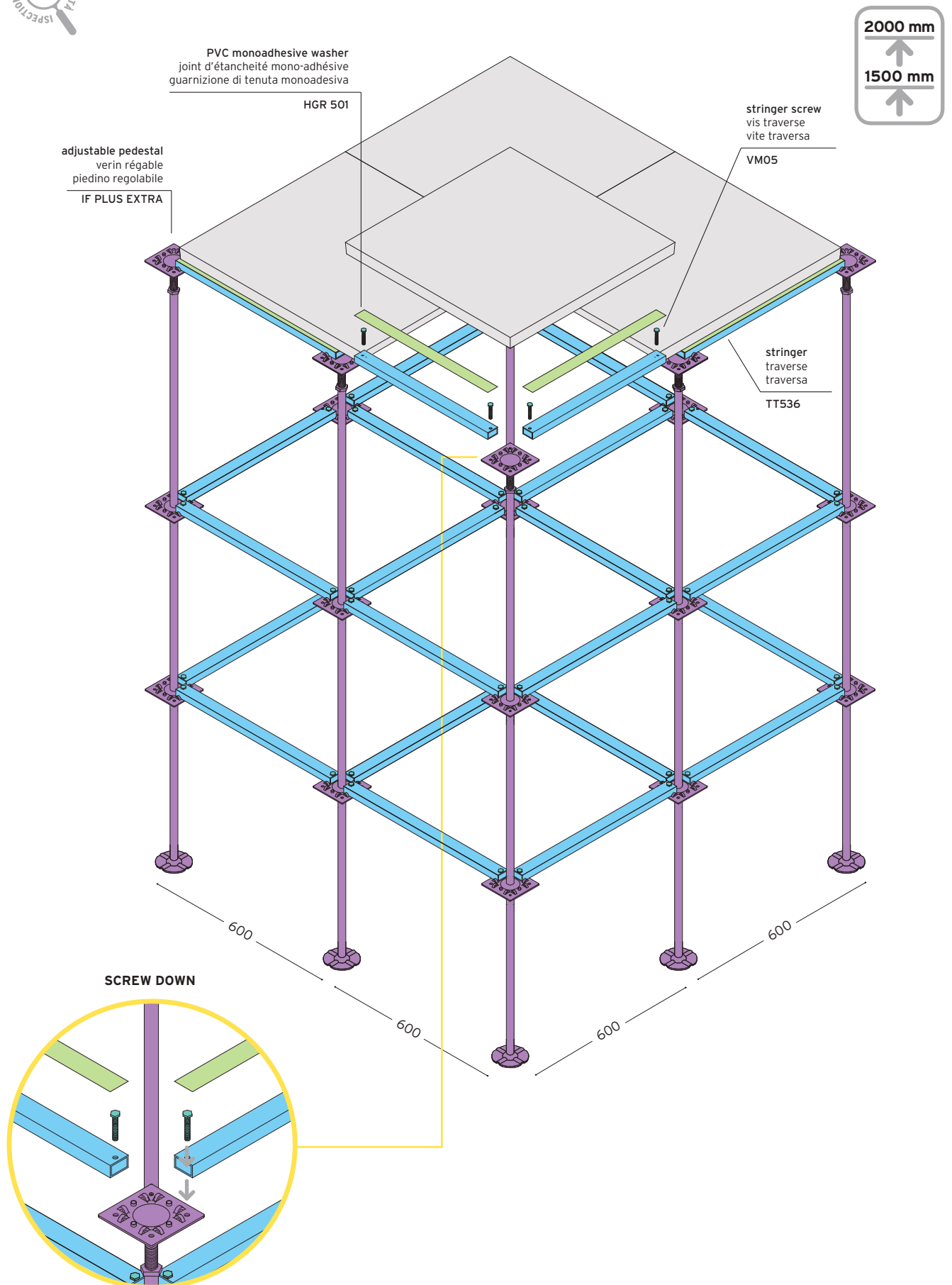
FLOOR SYSTEM **IF PLUS**

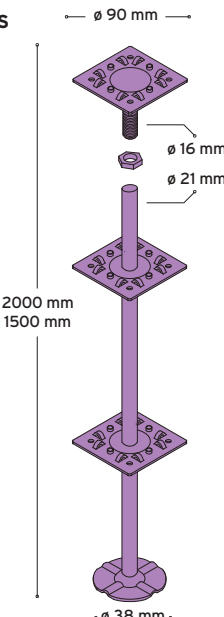
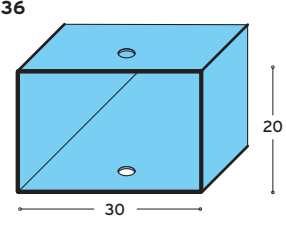

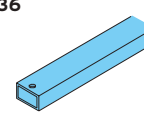

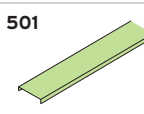


PEDESTAL _ VERIN _ PEDESTAL _ PIEDINO		code	height	weight/pcs
<p>IF PLUS</p> <p>adjustable pedestal IF PLUS verin réglable IF PLUS piedino regolabile IF PLUS</p> <p>thickness _ spessore 3 mm</p>		<p>IF PLUS 1000/1250 IF PLUS 1250/1500</p>	<p>1000/1250 mm 1250/1500 mm</p>	<p>1,50 Kg 1,80 Kg</p>
STRUCTURE _ STRUCTURE _ STRUTTURA		stringer _ traverse _ traversa di collegamento		
TT536		IF PLUS		
<p>weight_peso thickness _ spessore 0,440 kg/pcs 1 mm</p>	<p>open section stringer made with galvanised steel, Screw Down System with PVC washer. traverse à section ouverte en acier galvanisé, système Screw Down avec joint d'étanchéité. traversa di collegamento a sezione aperta in acciaio zincato mod. Screw Down con guarnizioni di tenuta.</p>	<p>pedestal _ verin _ piedino</p> <p>size _ dimensioni * incidence _ incidenza ø 90 mm 3,3 pcs/mq</p>		
T536/A HEAVY		TT536		
<p>weight_peso thickness _ spessore 0.386 kg/pcs 1 mm</p>	<p>open section stringer made with galvanised steel, Clip-On System with PVC washer. traverse à section ouverte en acier galvanisé, système Clip-On avec joint d'étanchéité. traversa di collegamento a sezione aperta in acciaio zincato mod. Clip-On con guarnizioni di tenuta.</p>	<p>stringer _ traverse _ traversa</p> <p>size _ dimensioni * incidence _ incidenza 30x20x1x560 mm 6,0 pcs/mq</p>		
		VM05		
		<p>stringer screw _ vis traverse vite traversa</p> <p>size _ dimensioni * incidence _ incidenza 6 mm 12 pcs/mq</p>		
		HGR 501		
		<p>PVC mono adhesive washer joint d'étanchéité mono-adhésive guarnizione di tenuta monoadesiva</p> <p>size _ dimensioni * incidence _ incidenza ø 90 mm 6,0 pcs/mq</p>		
		T536/A		
		<p>stringer _ traverse _ traversa</p> <p>size _ dimensioni * incidence _ incidenza L 560 mm 6,0 pcs/mq</p>		
<p>Technical dates / Aspects of performance value (UNI 13964 - 2005) Dati tecnici / Aspetti pertinenti a valori prestazionali (UNI 13964 - 2005)</p> <p>FIRE REACTION _ REAZIONE AL FUOCO (Under structure) Class A1 DM 10/03/05 DEC. 2000/147/CE</p> <p>MECHANICAL RESISTANCE _ RESISTENZA MECCANICA (Under structure) 548.80 N/m2 Normal break load/Carico normale di rottura (Under structure) 219.50 N/m2 Normal operating load/Carico normale di esercizio</p> <p>DURABILITY _ DURABILITÀ Protection against corrosion _ Protezione contro la corrosione: EN 10327</p>		<p>*incidence _ incidenza per: area 100 mq > cf. modularity _ modularità pages</p>		



FLOOR SYSTEM **IF PLUS EXTRA**

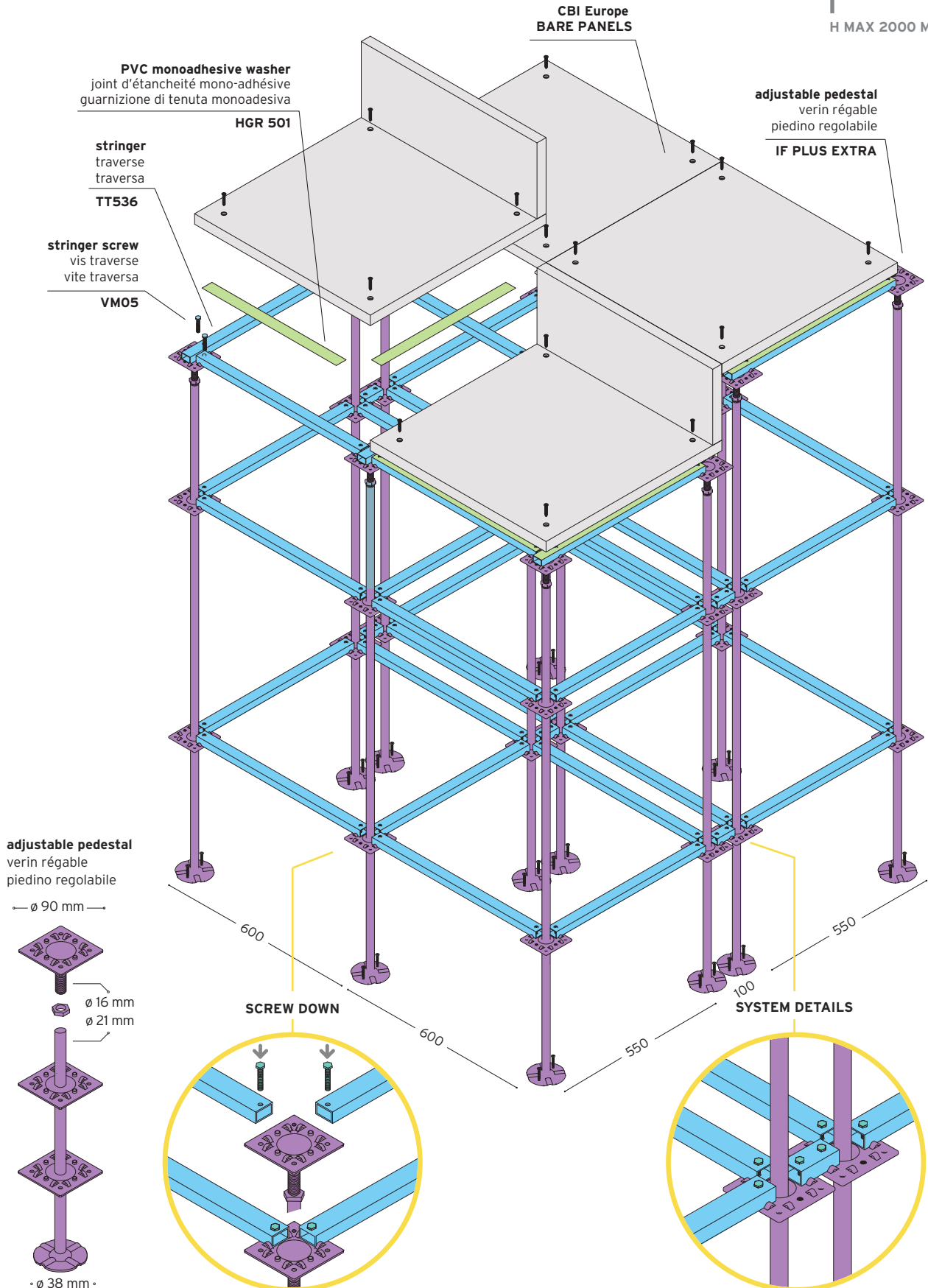


PEDESTAL _ VERIN _ PIEDINO	code	height	weight/pcs
<p>IF PLUS EXTRA</p>  <p>adjustable pedestal IF PLUS EXTRA verin réglable IF PLUS EXTRA pedino regolabile IF PLUS EXTRA</p> <p>thickness _ spessore 3 mm</p>	IF PLUS EXTRA 1500/2000	1500/2000 mm	3,00 Kg
<p>STRUCTURE _ STRUCTURE _ STRUTTURA</p> <p>stringer _ traverse _ traversa di collegamento</p> <p>TT536</p>  <p>open section stringer made with galvanised steel, Screw Down System with PVC washer. traverse à section ouverte en acier galvanisé, système Screw Down avec joint d'étanchéité. traversa di collegamento a sezione aperta in acciaio zincato mod. Screw Down con guarnizioni di tenuta.</p> <p>weight_peso thickness _ spessore 0,440 kg/pcs 1 mm</p> <p>Technical dates / Aspects of performance value (UNI 13964 - 2005) Dati tecnici / Aspetti pertinenti a valori prestazionali (UNI 13964 - 2005)</p> <p>FIRE REACTION _ REAZIONE AL FUOCO (Under structure) Class A1 DM 10/03/05 DEC. 2000/147/CE</p> <p>MECHANICAL RESISTANCE _ RESISTENZA MECCANICA (Under structure) 548.80 N/m2 Normal break load/Carico normale di rottura (Under structure) 219.50 N/m2 Normal operating load/Carico normale di esercizio</p> <p>DURABILITY _ DURABILITÀ Protection against corrosion _ Protezione contro la corrosione: EN 10327</p>	<p>system components _ éléments du système elementos de sistema - elementi del sistema</p> <p>IF PLUS EXTRA</p>  <p>pedestal _ verin _ piedino</p> <p>size _ dimensioni * incidence _ incidenza ø 90 mm 3,3 pcs/mq</p> <p>TT536</p>  <p>stringer _ traverse _ traversa</p> <p>size _ dimensioni * incidence _ incidenza 30x20x1x560 mm 6,0 pcs/mq</p> <p>VM05</p>  <p>stringer screw _ vis traverse vite traversa</p> <p>size _ dimensioni * incidence _ incidenza 6 mm 12 pcs/mq</p> <p>HGR 501</p>  <p>PVC mono adhesive washer joint d'étanchéité mono-adhésive guarnizione di tenuta monoadesiva</p> <p>size _ dimensioni * incidence _ incidenza ø 90 mm 6,0 pcs/mq</p> <p>*incidence _ incidenza per: area 100 mq > cf. modularity _ modularità pages</p>		




FLOOR SYSTEM **STADIO**

↑
H MAX 2000 MM



IF PLUS EXTRA ADJUSTABLE PEDESTAL _ VERIN RÉGABLE _ PIEDINO REGOLABILE

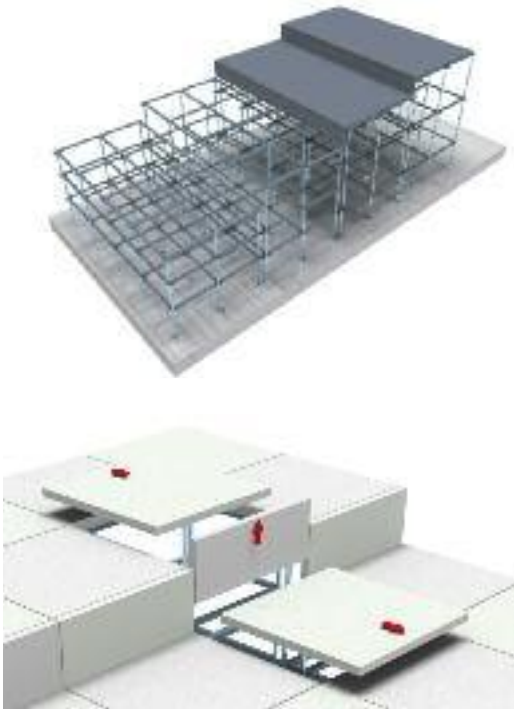


Stadio System: sopraelevazione hi-tech.

Hi-tech elevation. Stadio System of Cbi Europe is the ideal solution for new constructions or renovations of cinemas, theaters, conference halls and amphitheatres.

Surélévations hi-Tech. Le système Stadio de CBI Europe est la solution idéale pour de nouvelles constructions ou des rénovations de cinémas, théâtres, des salles de conférence et des amphithéâtres.

Stadio System di Cbi Europe è la soluzione ideale per nuove realizzazioni o ristrutturazioni di cinema, teatri, sale conferenza ed anfiteatri.



100% inspectable



↑
H MAX 2000 MM



FACTORY
FINISHED PANELS

BARE
PANELS

SPECIAL
PANELS

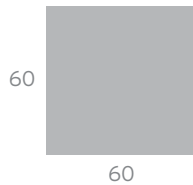
technical
specifications

RAISED ACCESS FLOORS

MODULARITY

MODULARITÉ _ MODULARITÀ

PANEL _ PANNEAU _ PANNELLO



The standard 60 x 60 cm format effectively optimises usage.

Le format standard 60 x 60 cm consent une optimisation d'emploi efficace.

Il formato standard 60 x 60 cm consente una efficace ottimizzazione di impiego.

INCIDENCE _ INCIDENCE _ INCIDENZA

surface surface superficie	panel panneau pannello	pedestal verin piedino	stringer traverse traversa
25 mq	3,3	4,0 pz/mq	7,2 pz/mq
50 mq	3,3	3,5 pz/mq	6,4 pz/mq
100 mq	3,3	3,3 pz/mq	6,2 pz/mq
200 mq	3,3	3,2 pz/mq	6,1 pz/mq
400 mq	3,3	3,2 pz/mq	5,9 pz/mq
1000 mq	3,3	2,8 pz/mq	5,6 pz/mq

The average incidence is theoretic. It changes according to the dimension and shape of the space.

The incidences specified are purely theoretical and vary according to floor dimensions and layout.

Le Incidenze riportate sono teoriche in quanto variano in relazione alle dimensioni ed alla conformazione dei locali.

PACKAGING _ EMBALLAGE _ IMBALLO

pedestal _ verin _ piedino

CBIF12	height		CBIF16	height		CR	height	
			CBIO1F16	26/35 mm	80	CR01F16	200/350 mm	30
			CBIO2F16	32/48 mm	80	CR02F16	350/550 mm	30
CBIO3F12	45/65 mm	75	CBIO3F16	45/65 mm	75	CR03F18	550/800 mm	15
CBIO4F12	61/90 mm	60	CBIO4F16	61/90 mm	60	CR04F20	800/1050 mm	15
CBIO5F12	83/130 mm	55	CBIO5F16	83/130 mm	55	CR05F20	1050/1300 mm	10
CBIO6F12	120/200 mm	50	CBIO6F16	120/200 mm	50			
CBIO7F12	170/290 mm	40	CBIO7F16	170/290 mm	40			
			CBIO8F16	250/390 mm	30			
			CBIO9F16	350/490 mm	20			
			CBIO10F16	450/650 mm	20			
			CBIO11F16	600/800 mm	18			

Pedestal for the IF / IF PLUS system are sold individually. _ Les vérins du système IF / IF PLUS sont vendus à la pièce.

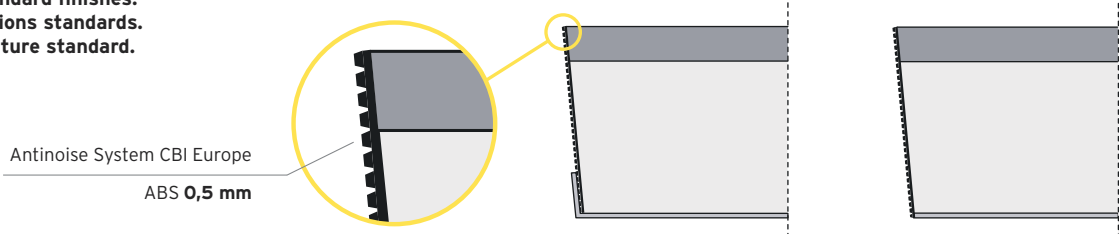
I piedini del sistema IF / IF PLUS sono venduti al pezzo.

PANEL EDGE
BORD PERIMETRAL _ BORDATURA PANNELLO

ANTINOISE SYSTEM EDGE ABS 0.5 MM

finishes: **wood, standard finishes.**
finitions: **bois, finitions standards.**
finiture: **legno, finiture standard.**

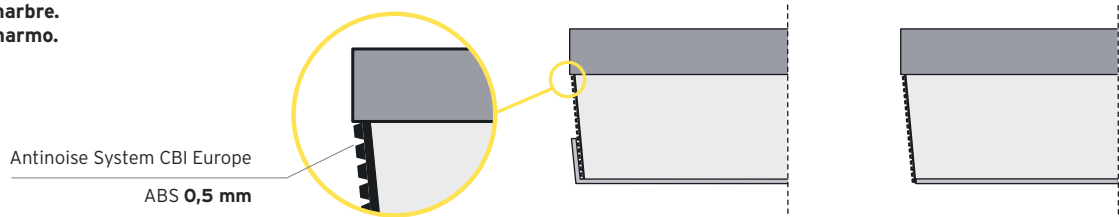
● beige ● grey ● black



ANTINOISE SYSTEM EDGE ABS 0.5 MM

finishes: **marble, granite.**
finitions: **granite, marbre.**
finiture: **granito, marmo.**

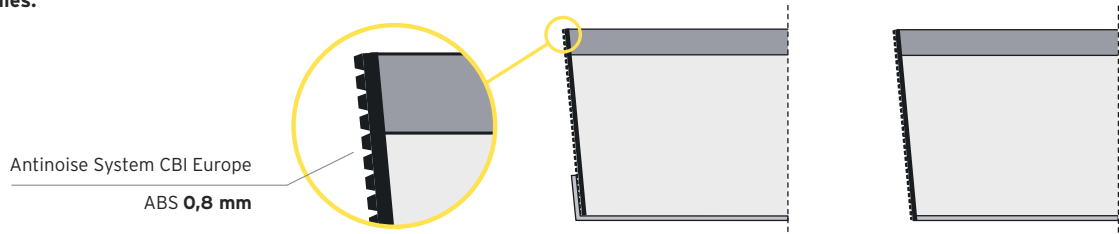
● beige ● grey ● black



ANTINOISE SYSTEM EDGE ABS 0.8 MM

finishes: **ceramic tiles.**
finitions: **grès.**
finiture: **ceramica.**

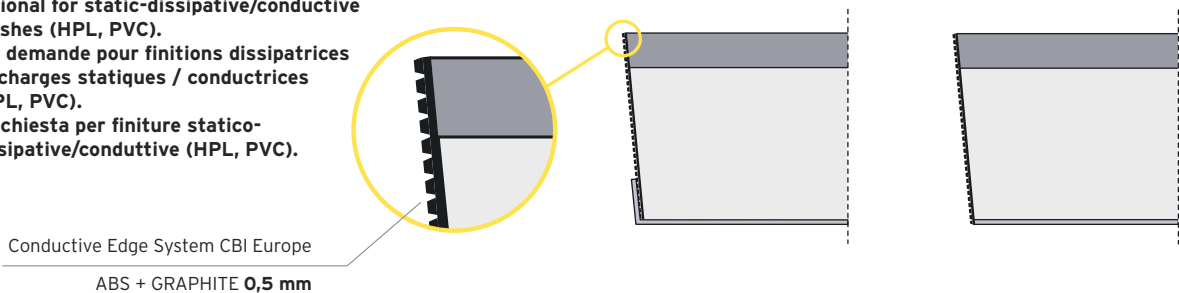
● beige ● grey ● black



CONDUCTIVE EDGE SYSTEM ABS + GRAPHITE 0.5 MM

finishes: **optional for static-dissipative/conductive finishes (HPL, PVC).**
finitions: **sur demande pour finitions dissipatrices de charges statiques / conductrices (HPL, PVC).**
finiture: **a richiesta per finiture statico-dissipative/conduitive (HPL, PVC).**

● beige ● grey ● black



FACTORY FINISHED PANELS

BARE PANELS

SPECIAL PANELS

technical specifications

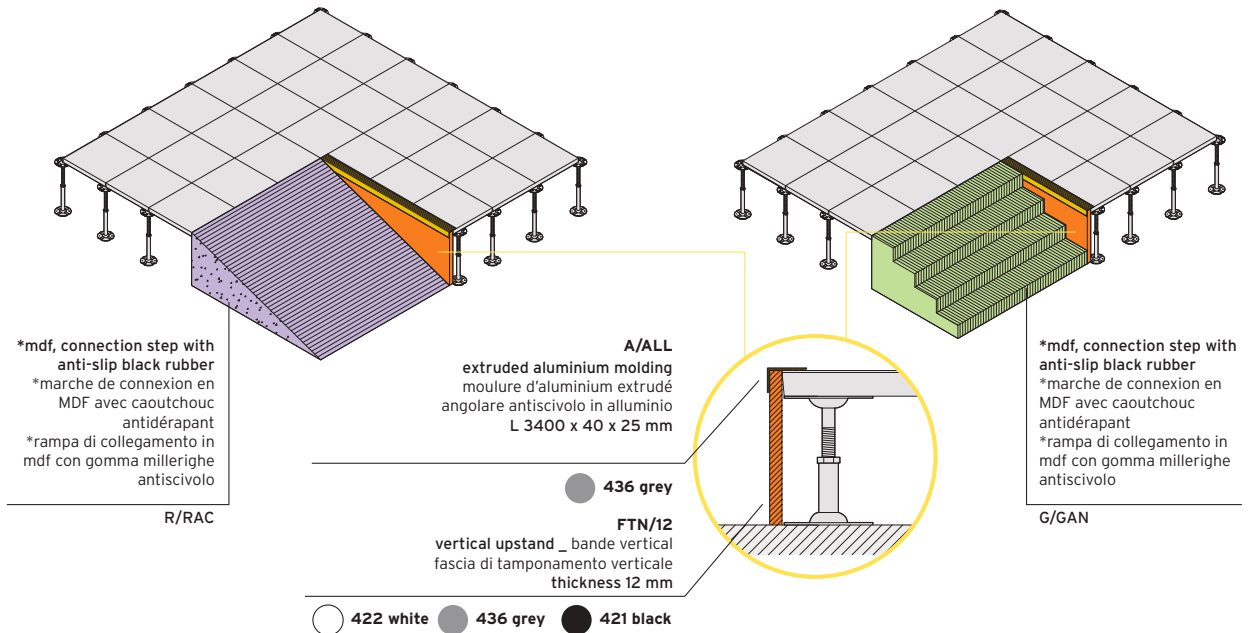
RAISED ACCESS FLOORS

ACCESSORIES

ACCESSOIRES _ ACCESSORI

RAMPS AND CONNECTION STEPS

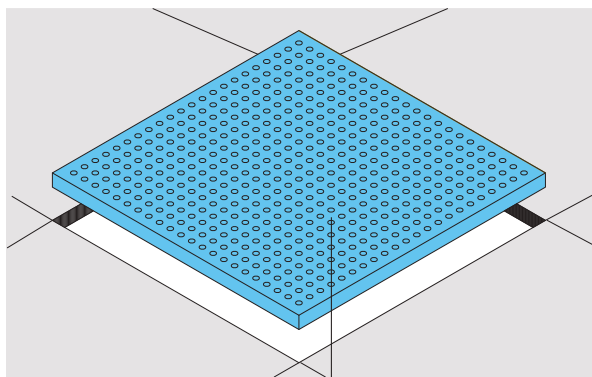
RAMPES ET MARCHES DE CONNEXION _ RAMPE E GRADINI DI COLLEGAMENTO



*other ramp finishes available on request: HPL, PVC, linoleum _ *autres finitions rampe disponibles sur demande: HPL laminé, PVC vinyle, linoléum _ *altre finiture rampa disponibili su richiesta: HPL laminato, PVC vinile, linoleum

PERFORATED PANEL

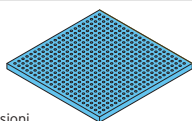
PANNEAU PERFORÉ _ PANNELLO FORATO



perforated panel for ventilation
 panneau perforé pour ventilation
 pannello forato per areazione

AF1 - AF2

AF1
AF2



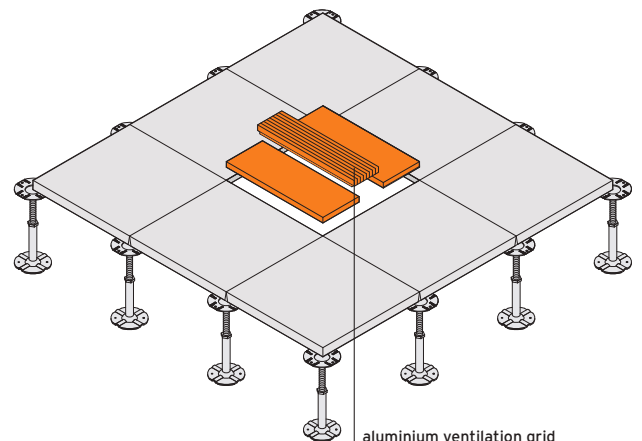
size _ dimensioni

600 x 600 mm

AF1 holes \varnothing 8 mm S=1.45 dm² -20% / holes \varnothing 10 mm S=2.26 dm² -15%
 AF2 holes \varnothing 8 mm S=2.72 dm² -20% / holes \varnothing 10 mm S=4.27 dm² -15%

ALUMINIUM VENTILATION GRID

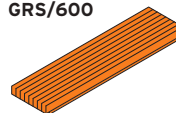
GRILLE DE VENTILATION _ GRIGLIA DI VENTILAZIONE



aluminium ventilation grid
 grille de ventilation
 griglia di ventilazione

GRS/150 - GRS/300 - GRS/600

GRS/150
GRS/300
GRS/600



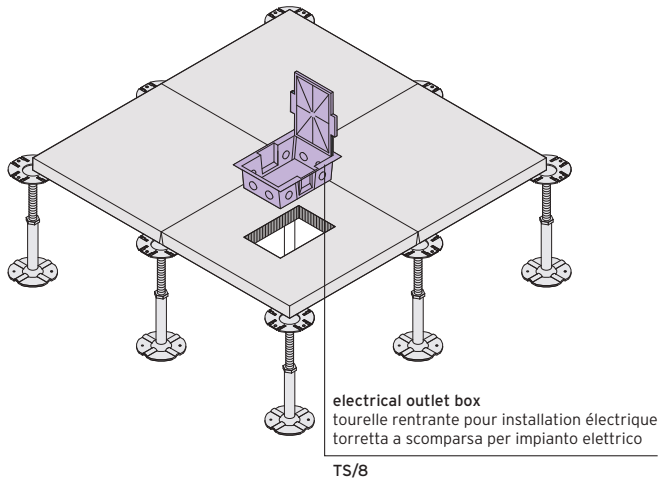
size _ dimensioni

600 x 150/300/600 mm

aluminium ventilation grid with dumper for air regulation _ grille de ventilation avec dumper de régulation de l'air _ rejilla de ventilación con volquete comprensiva de dispositivo taratura del flujo

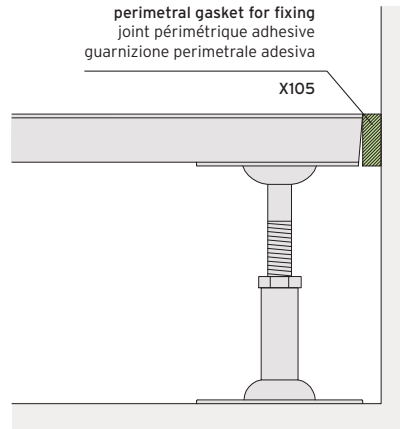
ELECTRICAL OUTLET BOX

TOURELLE RENTRANTE _ TORRETTA A SCOMPARSA

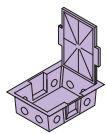


PERIMETRAL GASKET FOR FIXING

JOINT PÉRIMÉTRIQUE ADHESIVE
GUARNIZIONE PERIMETRALE ADESIVA



TS/8



- *electrical outlet box, 8 partitions
- *torelle rentrante pour installation électrique, 8 modules
- *torretta a scomparsa per impianto elettrico, 8 moduli

- *available on request 16 modules version
- *disponible sur demande dans la version 16 modules
- *disponibile su richiesta versione 16 moduli

X105/30
X105/40



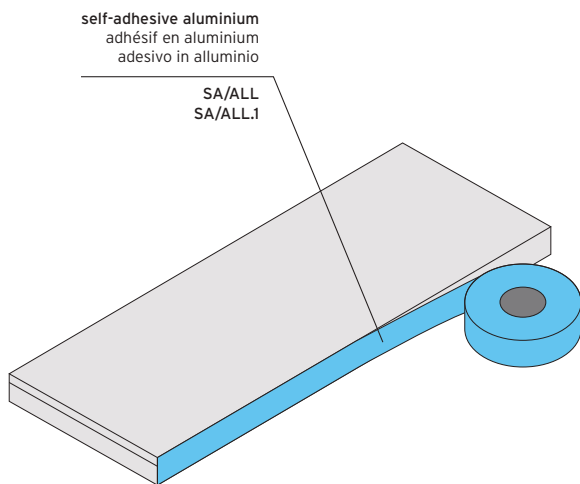
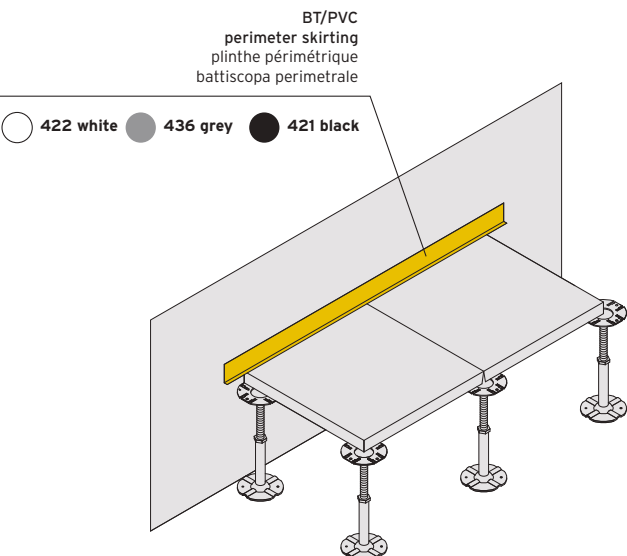
- *perimetral gasket for fixing
- *joint périphérique adhesive
- *guarnizione perimetrale adesiva

size _ dimensioni
X105/30 : 5x30 mm
length 28 ml/rool
X105/40 : 5x40 mm
length 28 ml/rool

- *one-component polyuretane based foam available on request instead of the perimetral seal
- *en remplacement du joint d'étanchéité, il est prévu une mousse de polyuréthane mono composante _
- *in sostituzione della guarnizione perimetrale, è disponibile su richiesta schiuma poliuretana monocomponente

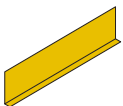
SKIRTING AND SELF-ADHESIVE ALUMINIUM

PLINTHE ET ADHÉSIF EN ALUMINIUM _ BATTISCOPIA E ADESIVO IN ALLUMINIO



BT/PVC

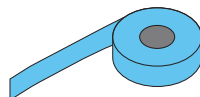
perimeter skirting
plinthe périphérique
battiscopa perimetrale



size _ dimensioni
60/80 x 5 x 3000 mm

SA/ALL/30
SA/ALL/40

self-adhesive aluminium tape euro class A1
incombustible _ adhésif en aluminium euro
classe A1 incombustible _ adesivo in alluminio
euro classe A1 incombustibile



size _ dimensioni
SA/ALL/30 : 30 mm - length 50 ml/rool
SA/ALL/40 : 40 mm - length 50 ml/rool

FACTORY
FINISHED PANELS

BARE
PANELS

SPECIAL
PANELS

technical
specifications

INSTALLATION AND MAINTENANCE _ POSE ET ENTRETIEN INSTALLAZIONE E MANUTENZIONE

CARE AND INSTALLATION

Premises where the floor is stored or installed must have a dry climate and completed window and floor frames; the temperature must be maintained between 5 and 35 °C and the humidity between 40% and 75%. The floor should be installed 60 days after the concrete casting and 30 days from completion of internal finishings. The foundation must be dry, smooth and clean; if a slab is used it is advisable to adopt a selflevelling floor foundation. It is advisable to treat the floor foundation with an anti-dust paint. The distribution of the equipment must observe the technical requirements of the floor. The floor has to be installed only after completion of internal equipment and finishing. Only the installer can walk on the floor during installation. As soon as installation is completed and before any other application is made, the floor has to be tested.

USE AND MAINTENANCE

When moving considerable loads over the floor, use trolleys and non-flexible panels between the floor and the wheels. When laying or removing the panels, use suitable tools. Do not damage or move the gasket of the pedestals and of the stringers. Removed panels must be mounted again in the original position. For any intervention remove the fewer panels than possible. Floor can be cleaned with a damp cloth; do not use water or cleaning agents directly and be careful when near an electric cable system. Do not wash plenum with water. Do not use alkaline detergents, soda, soaps, solvents, pumice, sandpaper, and any kind of abrasive. Before waxing the floor, make preliminary test on a limited floor surface. If the floor has particular electrical characteristics, use an electrical compatible wax.

STOCKAGE ET INSTALLATION

Les locaux dans lesquels devra être stocké ou installé le plancher surélevé doivent être secs et les huisseries devront être complétées; leur température devra être comprise entre 5 et 35 °C et l'humidité relative entre 40 et 75%. Avant d'installer le plancher, les ouvrages de maçonnerie devront être terminés depuis au moins 60 jours et les travaux de finition humide depuis au moins 30 jours. La sous-couche devra être sèche, lisse et propre; en présence d'une dalle coulée, il est conseillé de prévoir l'adoption d'une sous-couche autonivelante. Nous conseillons un traitement de vernissage anti-poussière de la sous-couche. La distribution des installations doit respecter la modularité du plancher surélevé et tenir compte de ses encombrements. Le montage du plancher surélevé devra être effectué seulement lorsque toutes les installations et les finitions internes auront été complétées.

Personne, à l'exception des installateurs, ne devra marcher sur le plancher durant le montage. Le plancher surélevé devra être essayé et livré dès que l'installation aura été complétée et avant l'application d'éventuelles cires de protection et l'intervention des installateurs.

USAGE ET ENTRETIEN

Toujours utiliser des chariots pour déplacer des charges importantes sur le plancher, en intercalant des panneaux rigides entre les roues et le plan de piétement, afin de répartir les charges. Pour le retrait et la pose des panneaux, utiliser impérativement les outils de levage prévus à cet effet. Veiller de ne pas endommager ou déplacer les joints d'étanchéité des pieds et des traverses. S'ils sont endommagés, les remplacer. Les panneaux déposés doivent être remontés dans leur position d'origine. Si vous devez démonter plusieurs panneaux, évitez de former des « îles » ou des « canaux » en retirant seulement la quantité minimum nécessaire à l'intervention.

Pour le nettoyage, ne pas utiliser d'eau ou de détergents liquides directement sur le plancher surélevé; utiliser des chiffons humidifiés et bien essorés et prêter une grande attention à proximité des systèmes de distribution électrique. Ne pas utiliser d'eau pour nettoyer le plénum. Ne pas utiliser de détergents alcalins, de la soude, des savons, des solvants, de la pierre ponce, du papier de verre ou des abrasifs divers. Si vous devez cirer le plancher, il est conseillé de faire d'abord un essai sur une portion limitée de celui-ci. Si vous devez cirer un plancher avec des caractéristiques électriques particulières, utiliser des cires électriquement compatibles.

CUSTODIA E INSTALLAZIONE

I locali in cui dovrà essere immagazzinato o installato il pavimento sopraelevato, dovranno essere asciutti e con serramenti completati; la temperatura dovrà essere compresa tra i 5 e i 35 °C e l'umidità relativa tra il 40 ed il 75%. Prima di installare il pavimento le opere murarie dovranno essere terminate da almeno 60 giorni e le opere di finitura a umido da almeno 30 giorni. Il sottofondo dovrà es-

sere asciutto, liscio e pulito; in caso di soletta a getto è consigliabile prevedere l'adozione di un sottofondo autolivellante. È consigliabile un trattamento di verniciatura antipolvere del sottofondo. La distribuzione degli impianti dovrà rispettare la modularità del pavimento sopraelevato e dovrà tenere conto degli ingombri dello stesso. Il montaggio del pavimento sopraelevato dovrà essere effettuato solo quando saranno completati tutti gli impianti e le finiture interne. Nessuno, a eccezione degli installatori, dovrà camminare sopra il pavimento durante il montaggio. Il pavimento sopraelevato dovrà essere collaudato e consegnato non appena ultimata l'installazione, prima dell'applicazione di eventuali cere protettive e dell'intervento degli impiantisti

USO E MANUTENZIONE

Utilizzare sempre carrelli per spostare carichi notevoli al di sopra del pavimento, interponendo tra le ruote ed il piano di calpestio dei pannelli rigidi al fine di ripartirne i carichi. La rimozione e la posa dei pannelli deve essere eseguita utilizzando tassativamente gli appositi attrezzi di sollevamento. Fare attenzione a non danneggiare o spostare le guarnizioni di tenuta dei piedini e delle traverse; in caso di danneggiamento provvedere alla sostituzione. I pannelli rimossi dovranno essere ricollocati nella posizione originaria. Dovendo smontare diversi pannelli, evitare la formazione di "isole" o "canali" togliendo solo la minima quantità necessaria all'intervento. Per la pulizia non usare acqua o detergenti liquidi direttamente sul pavimento sopraelevato; utilizzare panni inumiditi e ben strizzati e porre molta attenzione nelle vicinanze dei sistemi di distribuzione elettrica; non usare acqua per la pulizia del plenum. Non usare detersivi alcalini, soda, saponi, solventi, pomice, carta vetrata ed abrasivi vari. Dovendo cerare il pavimento, è consigliabile eseguire una prova preliminare su una porzione limitata dello stesso. Nel caso debba essere cerato un pavimento con particolari caratteristiche elettriche, utilizzare cere elettricamente compatibili.

**CBI EUROPE
OVER 30 YEARS EXPERIENCE
IN 70 COUNTRIES AROUND THE WORLD.**

**DEPUIS PLUS DE 30 ANS
DANS 70 PAYS DU MONDE.**

**DA OLTRE 30 ANNI
IN 70 PAESI DEL MONDO.**

raised access floors



Campus Palmas Altas, the first building in Europe to be awarded the PLATINUM LEED certification in 2009

Campus Palmas Altas _ Seville _ Spain



Swan Office Park _ Bucharest _ Romania



Winner of the RoGBC Green Building Project of the year award 2011



Cosmote, head quarter, Karela Office Park Paiania _ Greece

Karela Office Park, the first building in Greece to be awarded the Gold Level of LEED certification in 2013

ANGOLA

Chicalamar Building; Kimpavita Offices, Luanda.

AZERBAIJAN

Offices Business Park; Haydar aliyev airport, Baku.

BANGLADESH

Grameenphone, Head office.

BELARUS

Byelorussian Steel Works (BMZ); Mozyr oil refinery (MNPZ); Gomeldrev; Jsc Gomelglass, Gomel. Heat station n°5 National Bank of Belarus, Neman. Rue Bmz, Zhlobin.

Joint-Stock Company Grodno Azot, Grodno.

Heat-Electric Generating, The Mobile Telesystems Joint limited liability Company; Fe Velcom, Rue Beltelecom Minsk, Mogilev and others cities of Belarus.

BELGIUM

A.G.C. Glas Company, Gosselies.

Les Portes du Lion, Waterloo.

Eco Power, Ham.

Court of Justice; Gerechtsgebouw;

Unioncamere; ArcelorMittal, Ghent. BNP Paribas, Bastogne & Vaux.

Vanreyschoote, Sint Denijs Westrem.

Sanitary, Zottegem.

Notre maison, Louvain-La-Neuve.

Connectimmo, Namur.

ABN Amro Bank; Antwerp

Trainstation; Atlas Copco; MSC,

Station, Antwerp.

Ikaros; Diabolo Machelen,

Zaventem.

DP World Antwerp Gateway

European Space Agency; ESA,

Redu.

Electrawinds, Oostende.

Infrabel; Siemens, Belgium.

Samsonite, Oudenaarde.

Omnichem, Wetteren.

Krones; L'Oreal; VRT; Waterfront

offices; Unizo, Cortenberg 107;

Elimo, Brussels.

Court Of Justice; OTC; Telenet,

Mechelen.

BULGARIA

Varna Airport, Varna.
Devnia cement new line, Italcementi Group, Devnia.
Info center, Municipality of Dalgopol, Dalgopol.
Office building of Grawe insurance company, Sofia.

CROATIA

Ict King Buzin, Zagreb.
Imobilija Tehno Iii & Iv, Otok.
M-San, residential and business center, Rugvica, Zagreb.
Immorend business center, Zagreb.
Instrumentarija business center, Zagreb.
Komunalac business center, Samobor.



Sipopo Congress Center _ Malabo _ Equatorial Guinea

CYPRUS

Tsys Offices At Annex; Trust Building, Koustais.
Demetra Ependitiki; Panicos Nicolaides Offices; Consulco Project; Rik; Crestpoly building; Cyta head offices; **Shiacolas Elmeni; Cycleair** offices and showroom; **H&D** offices and stores; **S.Mavrommatis building; Renaissance; National health services; Nicolaides building; Air Control Building** headquarter; **Hadjihannas; Alpha Bank; Popular Bank; Hellenik Bank; Jcc Credit**



Cosmote, head quarter _ Athens _ Greece



City Gate Mahon _ Cork _ Ireland

Card Clearance Centre; Rai Consultants head office; **Stock Exchange Market; University Of Nicosia; Water Board Department; A.G. Papaellinas Offices** land Registry Of Nicosia; **General Health Plan; Cyprus Telecommunication Authority; Zefxi**, Nicosia.
Lofitis Business Center, Medstar. Interorient, Limassol.
Larnaca Airport; Laiki popular bank; Sek; Insurance Company Of Popular Bank; Popular Bank District Office; Agios Iazaros, Larnaca. **Electricity Authority** Platres and Nicosia.
Athinodorou Business Centre, Paphos.

EGYPT

Mercedes-Benz Showroom - IT Room, El Dokki District, Cairo, Marsa Matrouh, Hurghada.
A studio for (Radio FM 100.6), in Media Production City; Administrative Premises for Egyptian Banks Company (EBC), the 5th District; **Egyptian General Intelligence**, various offices; **Milks Company** (Subsidiary of Juhayna Company) - IT Room, in 6th October City; **National Egyptian Bank**, Burj Al Arab Branch; **Arab Investment Bank**, Minya Governorate Branch; **Arab Investment Bank**, 5th District Branch; **Arab Investment Bank**, Al About District Branch; **Arab Investment Bank**, Al Arab Mall Branch, 6th October City; **Export Development Bank of Egypt**, Shobra District Branch, Cairo.
Aswan Sport Stadium, Aswan City.
Edf Electricité De France, Alexandria.
Ahly United Bank; Bloom Bank; Cairo Airport; Cib Bank, Barclays Bank head office, Cairo.
Nile Sat Extension Building,

EQUATORIAL GUINEA

Sipopo Congress Center, Malabo.

ESTONIA

Army Communication Centre; Hansapank Server Building, Tallin.

GREECE

Cosmote, headquarter, Paiania.
New Office building of OPAP; Aspropyrgos; Dol Office Building; Glyfada Office Building; Opera House; Eurobank Head Quarter; Regency Casino Mont Parnes; S&B Industrial Minerals S.A.; Tennis Pavilion, Olympics 2004; Yamaha Building; Cosmote, Athens.
Opera House; Technical School Of Kalamaria, Thessaloniki.

ICELAND

Ríkisútvarpið, State television Reykjavik; Orkubú Vestfjarða, Powerstation, Westfjords West-Iceland.
Íshúsfélag Vestmannaeyja, Fish freezingplant Vestman island.
Gronland selvstyre, Municipal office in Greenland.
Íbúðalánasjóður, Housing; Reiknistofa bankanna, head office for the IT service, **Financing Fund office; Mjólkursamsalan**, Cooperative Milk company **Bp**, Head office, **Isavia, Airport authorities**, headquarters, **Ossur**, headquarters, **Lýsi hf.**, Electric substation at headquarter, Reykjavik.
IRAQ Çalik Holding A.Ş.

IRELAND

Langan Quay Office Development, Belfast.
Shop On Liffey Street, Dublin.
City Gate Business Center Mahon, County Cork.
City Square, Student Accomodation, Waterford.



IQ Business Centre _ Kiev _ Ukraine

ITALY

Todi Hospital; Scai, Perugia.
Nuovo Auditorium, Camposanpiero.
Istituto Patriarcale del Vaticano, Venezia.
Energy Resources; Enel SpA, Jesi.
Ferrero SpA Office Building, Alba.
Infissi Design, Treia.
Elerico Home, Recanati.
Liomatic, Rieti.
Colonna Park Hotel, Porto Cervo.
Nuova stazione Tiburtina, Roma.
Studio Brunetti e Catanossi, Perugia.
Hotel Le Grotte, Genga.
Pineta Hotel, Monsano.
Villa Rugani; Novartis SpA, Siena.
Ufficio Anagrafe, Livorno.
Ferrero SpA, Alba.
Lavazza SpA; Cepu; Villaggio Olimpico Sestriere, Torino.
Serrature Meroni, Lentate sul Seveso.
Bosch Italia; Siderurgica Latina Martin Spa; Gesa Vending, Milano.
Glem Gas, Modena.
Associazione Industriali, Reggio Emilia.
Customs offices port; Security Offices, La Spezia.
Sandy caffè, Arezzo.
Anagrafe, Pistoia.
Interporto, Chieti.
Bacchiocchi, Castelfidardo.
Banca popolare di Vicenza, Roma.
Marcelloni; Banca d'Italia, Terni.
CPF Costruzioni SPA; Assilichi Spa; Findomestic, Firenze.
Chambre of Commerce, Lucca.
Office Development, Pisa.
Piaggio, Pontedera.
SIGE Spa, Ancona.
Fellowes Leonardi Spa, Camerano.
Elica Spa, Fabriano.
Ferro Adriatica Spa; SMA Rinascente Group, Osimo.
Agroalimentare F.Ili Monaldi Spa,

Ascoli Piceno.
F.Ili Simonetti Spa, Civitanova.
Cartechini Argenterie, Corridonia.
Sapore di Mare Spa, Macerata.
Bieffe Printing, Recanati (MC).
Cort House Office, Tolentino.
Di.Ba, Pesaro.
Cepu, Città di Castello.
Hospital of Andria, Popular Bank, Bari.
University of Bari, University of Foggia, Somacis Group, Manfredonia.
Antonio Capaldo, Avellino.
Oleificio Rocchi, Lucca.
Commercial Centre Mandi; Hospital Rummo, Benevento.
Enel Offices, Caserta.
Alenia Spa Offices; Capodichino Airport; Commercial Centre CIS; Corallo Oromare Project; Head office of Central Mail; Il Tari Project; Intesa Bank; Napoletanagas Spa; Naples Port; Sanpaolo IMI Bank; Alenia Spa; Regione Campania; Court of Justice, Napoli.
Telecom SpA, Palermo.

University of Fisciano, Salerno.
Hospital of Matera, Call Centre, Enna.
Life Guard Catania.
Papardo Hospital, Messina.
Piaggio SpA, Pontedera.
Teatro Camposampiero, Padova.
Nato Base, Sigonella.
Court of Justice, Siracusa.

JORDAN

Telecom, Shaban.
New style design; Crowne Plaza Dead Sea; Arab Islamic Bank; Jordanian-Syrian border-Jabber; Army Financial dept; Housing Bank; Communication board, Amman.
Mafraq Military Hospital, Al Mafraq.
Housing Bank, Salt Gate & Aqaba Br.

KAZAKHASTAN

Metropolitan, Almaty.
Broadcast relay station, Semey.
Kazteleradio telecentre, Ridder.
KazMunayGas, Reception Hall, Astana.

KUWAIT

Kuwait National Petroleum Company, Al Ahmadi.
The Training Vocational Institute for Girls, Al-Jahra.
Kuwait National Guard project; Kuwait Institute of judicial & Legal Studies project; Wataniya HQ project; KIPCO Tower project; KOC Fire Station project; Ministry of Health project; PAAET project; Arabization Medical Center project; KISR Admin building; KOTC Building; Ministry of Public Works project; Kuwait National Guard headquarter, Safat.
Khlijia Tower Gulf Consult; New Japanese Embassy Project, Mushrief, Kuwait.
Middle East Digital Communication, Chamber Of Commerce, Sabhan.
Symphony Complex Project, Salmiya.
Dhow Tower; Mubarakiya Tower, Sharq.
Kuwait Airport, Airport lounge.
Kuwait University Khlijia Tower Gulf Consult.



The Kuwait National Guard, head quarter _ Safat _ Kuwait



University of Malta _ Msida _ Malta.

Koc, Kuwait Oil Co.
Artaal Office Project, Al Bahar Tower.
Dhow Tower, Sharq.

LATVIA
Riga Forest School; International Airport, Riga.

LEBANON
Future TV, Beirut.

LITHUANIA
Shopping center Molas; Business Centre 349, Kaunas.
The Museum Of Genocide Victims, Vilnius.



Nestlé E2V _ La Tour-de-Peilz _ Switzerland

MALTA
Life Sciences Park, San Gwann.
Malta Information Technology Agency (MITA), St Venera.
Wurth New Premises, Zebbug.
Vodafone Offices Sky Park Business Centre, Luqa.
Aps Bank, Swatar.
Melita Cable Plc, Madliena.
The Point Tigne, Tigne.
University Of Malta, ICT Faculty Building, Msida. **Go Plc**, Marsa.
Connection Café, Malta International Airport.
Malta Air Traffic Control (MATS), Luqa.

MEXICO
Upper Spa, Mexico.

MOROCCO
ONE, Rabat. **OCP**, Safi/Youssoufia.
Amendis, Tétouan.
Sevam, Casablanca.
Jeesr Industrie (Novatis), Berrechid.
Marine Royale de Casa, Rabat.
Direction des statistiques, Rabat.

NEW ZEALAND
Christchurch Hospital, Christchurch.
Alpha Pharmaceuticals, East Tamaki.
Cameron Road, Tauranga.
Furniture City; City Fitness Hamilton; MOE, Hamilton.
City Motor Group; Gilmore Brown, Whangarei.
Half Moon Bay; Kingsway College; Pakuranga Library; Birkenhead Library; Botany Clinic; Albany Office Park; St Margaret's College; Unitec; Extreme, Auckland.

NIGERIA

CBN Central Bank of Nigeria, head quarter, Abuja.
Central Bank of Nigeria, Minna, Dutse, Makurdi, Jos.
Minting & Printing Head Office, Abuja.

PORTUGAL

Miranda Law Firm, Lisbon.
Casa da Calçada Hotel, Amarante.
PNB Building, Braga.
Royal Óbidos Spa & Golf Resort, Óbidos.
Casfil Headquarters, Santo Tirso.
Trielle Offices, Aveiro.
Enviroil Offices, Chamusca.
Tecmaia - Science and Technology Park, Maia.
Project Raega - Atlantic Network of Geodynamical and Space Stations, Santa Maria, Azores.
Novo Banco - Agencies, Tondela, Fundão, Guarda, Coimbra, Porto Santo, Sines, Funchal, Barreiro, Santarém.
Fidelidade Insurance - Agency, Lisboa.
Gaia City Hall - Data Center, Gaia.
Borgwarner Production Plant, Viana do Castelo.
Edp Ribeiradio - Ermida Dam, Sever do Vouga.
Ctt Post Office, Coimbra.
Epimetheus Offices-AVIZ Building; Porto Business School; National Union of Bank Employees; Sá Carneiro Airport, Oporto.
Portucel - Data Center, Figueira da Foz.
Nato Operational Command - Data Center, Oeiras.

QATAR

Al Samerya Tower; Le Mirage Hotel; Beach House; Urbacon Co. Head Office; MOI Criminal Department@Al Duhail Police Complex; QP Main Serve Room- Abu Aboud Area; Living In Car ShowRoom-Server Rooms@Industrial Area; Ooredoo Office Build, 14 Sever & Qtel Rooms@airport Road; Guard House at Qatar University; Gulf east trading & contracting Co. Villa Office - West bay Area; IT Floor-Al Faisal Tower; IT Serve Room on Main Gates-Qatar University; IT Serve Room Iekhwiya stadium; IT Serve Room-Qatar University; IT Serve Room Qatar General Insurance (3 Branches); World Trade Center Tower (QP Tower); Gulf Mall Build Doha. Club House Al Wajba, Dokhan Area. QGIRCO Branches at Murra & Al Khore area Project, Al Khour.

ROMANIA

AFI Business Park; Stefan cel Mare Building; Interio; Eurobank; HP Hewlett Packard; Kandia Chocolate Factory; Piata Vitan; Dagesh Group Constructi; General Construct; Swan Office Park; Cascade Park, Bucharest.

RUSSIA

Airport Kurumoch, Kazan'.
Mission Control Center, Korolev city.
Lesoparkovaya metro station; **Park Pobedi metro station**; **Zhulebino metro station**; **Yandex Office**; **Silver City Project**; **Panasonic**; **Rosnano Office**; **Yandex Office**, Moscow.

SAMOA

Bank of Samoa H/O, Apia.

SAUDI ARABIA

Faculty of science college; **Support academic area - Imam University**; **National guard Riyadh**; **Mobily offices Riyadh**; **Argaam**; **3M Offices Riyadh**; **Nat**; **Phizer Riyadh**; **Souq.com**; **Riyadh bank**; **Deanary Building - Imam University**; **ANB bank**, Riyadh - Ksa.
Transportation building - Qassim University; **Dental college Qassim University**, Qassim Bureda - Ksa.
NT3 Naval base, Jeddah - Ksa.
Girls college Al Khabji; **Girls college Nariyah - Dammam University**, Dammam - Ksa.
Qassim University, Riyadh.
Pfizer Offices, Jeddah.

SERBIA

Municipality of Rakovica, Belgrade.
FIAT, Kragujevac.

SLOVAKIA

Offices Bulding, Kosice.

SLOVENIA

Eda center, Nova Gorica.

SPAIN

Instituto de Enseñanza les Reus, Tarragona. **International Airport**, Valencia.
New line 9 metro; **Illacuna New Business Park**; **Design Center Library**; **Vopi**, Barcellona.
Girona University, Girona.
Campus Palmas Altas; **Tecnology Park Palmas Altas**, Sevilla.
Alei Center Office Complex, Malaga.
Maillorca Hospital, Maillorca.
Banco Mare Nostrum (Bmn) - Caixa Penedes, Corporate headquarters Expansion, Vilafranca.

SWITZERLAND

UBS Rhône; **Rolex Offices**; **Trafigura**; **CFF Chemin de fer Fédéraux**; **Alpha Business Centre**, Geneve.
Nestlé E2V, La Tour-de-Peilz.
Nespresso, Romont.

TUNISIA

Tunis Carthage International Airport; **Tunisiana**; **Orange**; **Tunisie Telecom**; **Siemens**; **STEG**; **Ekon**, Carthage, Tunisi.
Tav, aéroport Hammamet Enfidha.
Carrefour; **Henkel**, **Total**, Tunisi.

TURKEY

Isbank New Head Quarter; **Akplaza Istanbul Municipality**; **Garanti Bank Technology Campus**; **Çalık Holding A.Ş.** - **Irak Power Plant**; **Vodafone Tuzla Mtx Building**, **Tekfen**, **Levent Office Building**; **Tfkb Bank**, **Tophane Center Management Building**; **Yıldız Teknik Üniversitesi Davutpaşa Teknopark**; **Bosch Termoteknik Genel Müdürlüğü**; **Opet Genel Müdürlüğü**; **Helis Metro Yapı**; **UTS Makine Kalıp Yönetim Binası**; **Doğuş Tecnoloji**; **Kristal Kule**; **Tekstilbank Genel Müdürlüğü**; **Anadolu Sigorta Genel Müdürlüğü**; **Çalık Holding Iraq**; **Borsa İstanbul Data Center**; **Metro Gross market**; **Vodafone**; **T.B.M.M.**; **Peugeot Genel Müdürlüğü**; **Herball Life**; **Vodafone Esenyurt**; **Garanti Bankası**, **Head office**; **Eczacıbaşı**, **Head office**, **Tnt headquarter**; **Hurriyet Media**, **Maslak**; **Haci Omer Sabanci Holding**; **Ibm**; **Eczacıbaşı**; **Yıldız Tekno Park**, **Asja Bank**; **Avea Telecom**; **Garanti Koza**; **Koza Plaza**; **Kutuk Mermer**; **Renault**, **Bursa Headquarters**; **Simeks**, **Garanti Koza**; **Nt Headquarter**, **Isbank office tower**, **Turkish Groud Forces**, **Yapi Kredi Plaza**, **Doğuş İnşaat**, **Zorlu Center**, Istanbul.
Turkcell - Data Center, Beyoğlu.
Akbank Departments, (All over Türkiye).
Tskb Bank, Istanbul, Tophane.
Bepaş (İstikbal & Bellona).
Akfirat Holding Building.
Garanti Bank, Branch Over Turkey.
Tnt Management Building; **Mtx Building Ergo**; **Hp**; **Anel**, Ümraniye.
Sıkar Holding Building, Bayrampaşa.
Eczacıbaşı, Levent Istanbul.
Tfkb Bank, Kartal General Management.
Yk Bank, Yapi Kredi Plaza/Banking Base, **Tübitak Uekae**, **Clariant**, Gebze.
Yıldız Teknopark, Davutpaşa Campus;
Vodafone, TuzlaMtx Building.
Yeşilköy Airport, Tekyapi.
Vodafone, Esenyurt.
Bosch, Çerkezköy.
Diem, Bsh - Kartal.
Tekstil Bank Küçükyalı.
Aktürk, Zorlu Project, Levent.
Tekfen, Kağıthane Building.
Yeni Teknik Yapı, Bosch Building.
Kare It Systems, Avea-Güneşli.
Doğan Engineering, Elaziğ Airport.
Gürsel Transport, Kartal Management Building.
Çalık Holding A.Ş., Irak Power Plant.
University Of Economy, Izmir.
Tekfen Istanbul/Levent.
Mercedes Benz, Bahcesehir, Istanbul/
Aksaray/Hoşdere Management Building.
Çalık Holding A.Ş., Irak Power Plant.
Bosch head office; **Eczacıbaşı**, head office; **Garanti Bankası**, head office; **Mercedes Benz**, head office; **Kredi Kartlar Birliği**, head office; **Yapi Kredi Bankası**, **Atatürk Airport Gebze**, **Institute of Technology Turkcell**, Data Center.



Nespresso _ Romont _ Switzerland



UBS Rhône _ Genève _ Switzerland



Memorial Hermann Medical Plaza _ Houston _ USA



Queen Mary, University of London
London _ United Kingdom



Life Sciences Park _ San Gwann _ Malta

UKRAINE

IQ Business Centre, Kiev.

UNITED ARAB EMIRATES

Ruler's Court; Emitac Mobile Solutions LLC; International City; Gate Village; Mercantile Exchange; Philip Morris, Dubai.

National Chemicals Co Chemawajaat Offices; Company for Onshore Oil Operations; ADCO headquarter, Abu Dhabi.

UNITED KINGDOM

Queen Mary, University of London, London.

UNITED STATES

Memorial Hermann Hospital; Langham Creek YMCA; Federal Reserve Bank; Jacobs Engineering; Rice University Autry Courts; Ten West Corporate Center; Texas Children's Hospital West Campus; Memorial Hermann Medical Plaza; Houston Pavilions; Eldridge Green Office Building; Houston Baptist University; Weekley YMCA; Lake Houston YMCA, Houston.

YEMEN

Public Telecommunication Corporation, Sanaa.



ADCO Offices Company for Onshore Oil Operations _ Abu Dhabi _ UAE

All drawings and photographs in this catalog are exclusive property of CBI EUROPE.
All products are entirely made in Italy.
Data contained in this catalogue is purely indicative and does not engage CBI EUROPE, in any way or in any form.
CBI EUROPE reserves the right to make any technical and aesthetical changes to models without prior notice.

Tutti i disegni e le fotografie di questo catalogo sono di proprietà esclusiva di CBI EUROPE.
Tutti i nostri prodotti sono realizzati completamente in Italia.
I dati riportati in questo catalogo sono indicativi e non costituiscono impegno da parte di CBI EUROPE,
che si riserva di apportare tutte le modifiche e migliorie ai propri prodotti senza obbligo di preavviso.

- METAL CEILINGS AND COVERINGS
- WOOD CEILINGS AND COVERINGS
- RAISED ACCESS FLOORS
- DEMOUNTABLE PARTITIONS
- OFFICE FURNITURE
- INTEGRATED AIR CONDITIONING SYSTEM
- SUSPENSION SYSTEMS FOR CEILINGS AND DRYWALL PARTITIONS
- LED LIGHTING SYSTEMS
- FIXING SYSTEM INTEGRALE ITALIA
- SUSPENSION SYSTEM

> OVER 30 YEARS EXPERIENCE IN 70 COUNTRIES AROUND THE WORLD <

CBI EUROPE
 Via Mons. A.O. Romero, 14
 60027 Osimo (AN) ITALY
 T + 39 071 71 08 688

amministrazione_administration:
 fax + 39 071 71 08 635
 ordini_order:
 fax + 39 071 71 08 561

info@cbi-europe.com
 www.cbi-europe.com

